



**NOTTINGHAM CITY COUNCIL**  
**BULWELL AND BULWELL FOREST AREA COMMITTEE**

**Date:** Wednesday, 17 June 2015

**Time:** 5.30 pm

**Place:** Bulwell Riverside, Main Street Bulwell, Nottingham NG6 8QJ

**Councillors are requested to attend the above meeting to transact the following business**

**Acting Corporate Director for Resources**

**Governance Officer:** Catherine Ziane-Pryor **Direct Dial:** 0115 8764298

**AGENDA**

**Pages**

- |          |  |         |
|----------|--|---------|
| <b>1</b> | <b>APPOINTMENT OF CHAIR</b>  |         |
| <b>2</b> | <b>APPOINTMENT OF VICE-CHAIR</b>   |         |
| <b>3</b> | <b>APOLOGIES FOR ABSENCE</b>   |         |
| <b>4</b> | <b>DECLARATIONS OF INTERESTS</b>   |         |
| <b>5</b> | <b>MINUTES</b>   | 3 - 12  |
| <b>6</b> | <b>DEMENTIA FRIENDS</b><br>Verbal Presentation by Teresa Allen, Alzheimer's Society Dementia Support Manager and Kate Fisher, NCC Dementia Practice Development Specialist |         |
| <b>7</b> | <b>RIGHT TRACK ANNUAL REPORT</b><br>Report of Right Track Social Enterprise, Lead Organisation.  | 13 - 20 |
| <b>8</b> | <b>POLICING AREA UPDATE</b><br>Verbal update.  |         |

- |           |   |         |
|-----------|---|---------|
| <b>9</b>  | <b>NOTTINGHAM CITY HOMES ENVIRONMENTAL IMPROVEMENTS,<br/>PERFORMANCE AND TENANT/LEASEHOLDER UPDATE</b><br>Report of Chief Executive of Nottingham City Homes, presented by Toni Smithurst, Tenancy and Estates Manager. | 21 - 40 |
| <b>10</b> | <b>AREA COMMITTEE FINANCE AND DELEGATED AUTHORITY</b><br>Report of Director of Neighbourhood Services   | 41 - 50 |
| <b>11</b> | <b>AREA CAPITAL FUND - 2015/16 PROGRAMME</b><br>Report of Director Neighbourhood Services   | 51 - 58 |
| <b>12</b> | <b>WARD PERFORMANCE REPORTS</b><br>Report of Director Neighbourhood Services  | 59 - 84 |
| <b>13</b> | <b>FUTURE MEETING DATES</b><br>To approve the following future meeting dates:<br><br>23 September 2015<br>18 November 2015<br>17 February 2016  |         |
| <b>14</b> | <b>FUTURE AGENDA ITEMS</b>  |         |

IF YOU NEED ANY ADVICE ON DECLARING AN INTEREST IN ANY ITEM ON THE AGENDA, PLEASE CONTACT THE GOVERNANCE OFFICER SHOWN ABOVE, IF POSSIBLE BEFORE THE DAY OF THE MEETING

CITIZENS ARE ADVISED THAT THIS MEETING MAY BE RECORDED BY MEMBERS OF THE PUBLIC. ANY RECORDING OR REPORTING ON THIS MEETING SHOULD TAKE PLACE IN ACCORDANCE WITH THE COUNCIL'S POLICY ON RECORDING AND REPORTING ON PUBLIC MEETINGS, WHICH IS AVAILABLE AT [WWW.NOTTINGHAMCITY.GOV.UK](http://WWW.NOTTINGHAMCITY.GOV.UK). INDIVIDUALS INTENDING TO RECORD THE MEETING ARE ASKED TO NOTIFY THE GOVERNANCE OFFICER SHOWN ABOVE IN ADVANCE.

**NOTTINGHAM CITY COUNCIL**

**BULWELL AND BULWELL FOREST AREA COMMITTEE**

**MINUTES of the meeting held at Bulwell Riverside, Main Street Bulwell, Nottingham NG6 8QJ on 18 February 2015 from 5.34pm- 7.40pm.**

**Membership**

Present

Councillor Eunice Campbell (Chair)  
 Councillor Alan Clark (Vice Chair)  
 Councillor Jackie Morris (Vice Chair) for minutes 35-41 inclusive  
 Councillor Nick McDonald for minutes 39-43 inclusive  
 Councillor John Hartshorne

Absent

Councillor Ginny Klein

**Colleagues, partners and others in attendance:**

- Michelle Cooke - Bestwood Partnership
- ✓ Reginald Knowles - Bradford Street Allotments
- ✓ Fr Andy Nicolls - Bulwell Churches Together
- ✓ Sheila Loades - Bulwell Hall Tenants' and Residents' Association
- John Hancock - Coventry Road Estate Tenants' and Residents' Association
- ✓ Doreen Carruthers - Forest Park Neighbourhood Watch
- Luan Vickers - Malt Cross (Street Pastors)
- ✓ Roz Yousof - Friends of Bulwell Bogs
- ✓ David Norman - My Sight Nottinghamshire
- ✓ Gillian Slack - Ravensworth Road Methodist Church
- ✓ Paul Bakajsa - Rise Park Action Group
- ✓ Paul Jackson - Royal British Legion Bulwell Branch
- Maria Shakespeare - Tenants and Crabtree Resident's Association
- ✓ Robin Goodwin - Top Valley Tenants' and Residents' Association

- Danny Goodwin - Employment and Skills (NCC)
- Nicky Jarvis ) Nottingham City Homes
- Toni Smithurst )
- Siobhan Reilly )
- Christine Busuttil - Nottinghamshire Police
- John Lee - Rights of Way Officer (NCC)
- Celia Knight ) Neighbourhood Development Officers (NCC)
- Suki Shergill )
- Heidi May - North Locality Manager (NCC)
- Allison Challenger - Public Health (NCC)
- N Parr ) Right Track Social Enterprise
- S Marshall )
- Cath Ziane-Pryor - Governance Officer (NCC)

**35 APOLOGIES FOR ABSENCE**

Apologies were received from  
 Councillor Klein (ill health)  
 Stuart Bell – Right Track  
 John Hancock - CRESTA  
 Michelle Cooke – Bestwood Partnership

**36 DECLARATIONS OF INTERESTS**

None.

**37 MINUTES**

The minutes of the meeting held on 10 December 2014, were confirmed and signed by the Chair.

**38 COMMUNITY REPRESENTATIVES**

Celia Knight, Neighbourhood Development Officer, presented the report which outlines the role and selection of Community Representatives to the Committee and informed the Committee of two new representatives.

**RESOLVED to note the appointment of Robin Goodwin, representing Top Valley Tenant's and Resident's Association, and Michelle Cooke representing Bestwood Partnership.**

**39 REQUEST FOR AUTHORISATION TO STOP UP PART OF A FOOTPATH AT BEAUCLERK DRIVE, TOP VALLEY**

John Lee, Rights of Way Officer, presented the report which, following requests from residents in the area and consultations with local citizens, sought authorisation to enable a dead-end foot path to be permanently closed.

**RESOLVED to authorise the Corporate Director for Growth and Development to:**

- a) **make a Public Footpath Extinguishment Order under Section 118 of the Highways Act 1980 in respect of the parts of the path shown marked 'AB' on Appendix 1 to the report;**
- b) **to confirm the above Order if unopposed;**
- c) **to refer the above Order to the Secretary of State for confirmation if opposed.**

**40 AREA JOBS PLAN**

Danny Goodwin, Employment and Skills Officer, presented the report which has the Area 1 and 2 Jobs Plan attached.

The following points were highlighted in addition to the report:

- (a) Right Track, which is also the Lead Organisation for Area 1, is funded to co-ordinate employment and skills activity in the Bulwell and Bulwell Forest wards. Activity includes:
  - o developing community jobs plans,
  - o support recruitment job opportunities;
  - o pre-recruitment training;
  - o and developing work with partners to create bespoke provision relevant to priority groups;
  - o developing local solutions for clients;
- (b) activity and achievements will be co-ordinated through the employer hub to prevent duplication with other organisations and ensure monitoring of performance and quality;
- (c) Right Track will involve schools in helping to support employability;

- (d) 'Step into Work' is the program designed to support citizens into employment by identifying barriers to employment within neighbourhoods, such barriers can then be addressed;
- (e) after 2 years of 'signing on'– the Bulwell Job Centre, a person becomes the responsibility of an external organisation which will aim to find work training or education (WTE) for that person;
- (f) if the external organisation cannot support a person into WTE, after 3 years in of being unemployed, that person is required to sign on at the job centre in Bulwell every day and a further, more detailed support and investment package is made available to identified barriers which are preventing people becoming job ready';
- (g) barriers to WTE may include self-confidence and lack of identification, including a birth certificate or a bank account. support is provided to overcome such barriers;

Comments from the Committee included:

- (h) the drop in the numbers of people claiming benefits is welcomed but this may not necessarily be due to people finding WTE. It is possible that a significant number of young people may not be signing on but are working unofficially within the casual economy. Many of these young people will not attend the job centres but do have an income and they may not realise the longer benefits and facilities available to them by registering at the job centre;
- (i) apprenticeships are an ideal route for many young people to gain experience of work and in a trade. Work references from an apprenticeship can prove valuable in securing further work;
- (j) it is a concern that some apprenticeships paid the national minimum apprenticeship wage of £2.73 per hour. It is that Nottingham City Council apprentices are paid the minimum wage.

In conclusion, Danny Goodwin urged members of the Committee to encourage people to register and engage with Bulwell Job Centre, even if they were not formally signing on, as the programmes available are open to everyone and can prove beneficial in the long term to gaining stable employment that offers training and the opportunity to progress.

**RESOLVED to note the report and Jobs Plan and receive an update in six months time.**

#### **41 PUBLIC HEALTH SERVICES AND HEALTH PROFILES OF AREA 1**

Allison Challenger, Consultant in Public Health, presented the 'Directory of Public Health Commissioning Services' document which provides detailed information on the wide range of services provided by Public Health and the statistical health information relating to the population of the Bulwell and Bulwell Forest Wards.

The following points were highlighted during the meeting:

- (a) since April 2014, Public Health has been the responsibility of the City Council;
- (b) the document, which has been compiled with input from NHS and other partners, enables a 'population approach' by highlighting health issues within specific areas;
- (c) the analysis of the population's health enables specific issues and risks to be targeted and ensures that the best possible value and benefit can be provided;
- (d) it is widely acknowledged that the level of deprivation impacts on the health and life expectancy of a population and that Area 1 has high levels of deprivation;
- (e) the key points from the analysis are as follows:

- (i) smoking prevalence is high with 28% of the adult population in Area 1 smoking (nationally 20%) but within Bulwell, 36% of adults smoke;
  - (ii) obesity is high which impacts on other illnesses;
  - (iii) life expectancy within the area is lower than the national and city average with people in Bulwell Ward expected to live 5 years less than those in Bulwell Forest, where life expectancy is in line with the national average;
- (f) now that this comprehensive information is available, the next step is to identify the behavioural and health attitudes of local people and, on some issues, the City wide population and seek to change people's behaviours to address and prevent poor health patterns;
- (g) some diseases can be linked to known issues, such as diabetes which is often linked to obesity, it is likely that a proportion of sufferers have not yet been identified/diagnosed. Work will be planned to address this;
- (h) telephone counselling to improve health will be considered for the next round of health service commissioning;
- (i) it is acknowledged that Health and Social Care do need to better integrate to ensure that they can work together effectively for communities;
- (j) health needs to be considered at within all community focused services.

Alison asked that members of the Committee comment on whether they believed that the information provided was, with their knowledge of the local area and local people, is accurate, and how best Public Health could work towards changing the behaviours and attitudes which brought about poor health;

Comments from the Committee included:

- (k) another layer of data analysis is required to provide more accurate information as although one GP surgery may reports a high level onset diabetes', it is possible that this is not peculiar to this area if there is a larger than average population of older people;
- (l) the root causes of poor health need to be identified and information provided is accessible and attractive format with advice and support available to ensure that people can make informed choices;
- (m) with an estimated 1 in 3 cigarettes believed to be counterfeit, there is an added danger that their contents are not regulated but also that the cost makes them easily affordable to all ages, including younger people;
- (n) some of today's younger generations don't know how to cook and rely on fast, convenience food which is cheap and easily available. It's a concern that some children don't know where vegetables come from;
- (o) on an individual level, more infant and child funerals are taking place than should be expected and have a devastating effect on families, especially in cases of violent death. Such trauma can then impact on the health of families, not just psychologically but also physically with increased smoking and drinking;
- (p) smoking during pregnancy is a significant issue within the area even though it has a known profound impact on the babies concern;

- (q) patients of Highbury Hospital have not been included within the area statistics as all information was gathered on home post codes;
- (r) mixed and changing messages from Central Government on what we should and shouldn't eat are not helpful and lead to apathy;
- (s) Public Health need to ask communities what they want to help them promote and address health issues, not just tell them;
- (t) self help groups are very effective and ensure that people are responsible for themselves but with the encouragement of peer support.

In conclusion of the item, the Chair stated that Public Health and partners needed to work with communities to help them take local level responsibility for health.

**RESOLVED to note the report.**

## **42 AREA POLICING UPDATE**

Acting Inspector Christine Busuttil delivered a brief update on the reported crime, issues raised through the on-line consultation system, the Local Action Groups and Tenant and Resident meetings.

### Bulwell Ward

- (a) there have been several distraction burglaries of elderly people's homes, including repeat victims. It is harder to change the behaviour and habits of some older people but information on how better to protect themselves is being distributed. A female has been arrested;
- (b) the number of shop thefts has risen and shop keepers are asking for the return of 'shop watch' but funding has to be found to support the scheme;
- (c) reported numbers of violent crimes and domestic violence have risen but this is believed to be partly to heightened awareness and encouraging people to report such crimes.

### Bulwell Forest Ward

- (d) there have been several break-ins of sheds and garages, as is to be seasonally predicted;
- (e) theft of motor bikes and bicycles has risen as these are easy targets. Criminal damage is down against the same period last year.

The number of recorded offences will rise as stronger action is taken against offences following the new powers of the Ant-social Behaviour, Crime and Policing Act 2014.

**RESOLVED to note the update.**

## **43 INCREASING SPORTS AND ACTIVITY**

Siobhan Reilly, from Nottingham City Homes Tenant and Leaseholder Involvement Team, informed the Committee of the 'Fit-In' scheme which is hosted by Nottingham City Homes for the benefit of its tenants and also the wider community.

The scheme aims to encourage citizens to engage in low cost or free exercise and activities with local people being trained to deliver sport activities within their local area.

Consultations on lifestyles help citizens identify the barriers which are preventing them from accessing fitness activities and help them overcome those barriers and engage in appropriate fitness, some of which may include subsidised activities such as swimming or exercise classes. Cost is not necessarily the largest barrier as even when activities are provided free of charge, engaging citizens can be a challenge.

Partnership working is important to prevent duplication but also to ensure the greatest benefit with referrals are received from partner agencies.

The scheme has operated effectively in the Aspley, St Ann's and Hyson Green areas of the City, engaging the often difficult to reach groups of society, and will be available to citizens within the Bulwell area during this summer.

The Committee's questions were responded to as follows:

- (a) all community deliverers of the scheme are trained and DBS checked (formerly CRB) prior to working in the community;
- (b) citizens taking part in the scheme are asked if they have any health issues and measures are taken to adapt exercise appropriately;
- (c) the scheme is promoted by Housing Mangers linking with community and tenant and resident groups. In addition a news letter is distributed. Further work is to be done to identify how best to spread the message and engage the wider community beyond tenants although it is recognised that the majority of community group members are residents and not tenants;
- (d) volunteer providers do need to be NCH tenants due to finding stipulation but the activities are open to everyone. There other routes for training via partners but that is on an individual basis.

Members of the Committee have been impressed by the use of the 'out door gym' on Southglade Park' and suggested that it may be a good contact point to engage the community.

**RESOLVED to note the presentation.**

**44 NOTTINGHAM CITY HOMES - PROPOSED ENVIRONMENTAL IMPROVEMENTS AND AREA UPDATE**

Nicky Jarvis, Tenancy and Estates Manger, introduced Toni Smithurst who will be taking over from Nicky as part of the Estates Managers re-organisation.

Toni presented the report of the Chief Executive of Nottingham City Homes which included a scheme for the consideration of the Committee and outlining key performance updates on programme and activity within the area.

**RESOLVED**

**(1) to approve the following scheme in Bulwell Forest Ward:**

| <b>Scheme</b>   | <b>Estimated costs</b>  |
|---|---|
| <b>To clear moss on pavements across Area 1 at a total estimated cost of £2700.</b> | <b>Joint funding of £1350 from Bulwell Councillors and £1350 from NCH Environmental budgets</b> |



(2) to note the performance information.

**45 WARD PERFORMANCE**

Suki Shergill and Celia Knight, Neighbourhood Development Officers, briefly outlined the main issues raised as concerns in the report which include dog fouling, inappropriate parking, and fly tipping.

In response to community representative’s suggestions to install CCTV, the Chair responded that adequate funds were not available at this time but it could be considered in the future. Until then, if an offence was witnessed, as much information as possible should be gathered and passed to Community Protection.

**RESOLVED to note the report.**

**46 AREA CAPITAL FUND**

Celia Knight, Neighbourhood Development Officer, presented the report which proposes Area Capital and Public Realm schemes.

**RESOLVED**

(1) to approve the following schemes:

(i) **Bulwell**

| <b>Location</b>            | <b>Scheme</b>  | <b>Estimate</b> |
|----------------------------|--|-----------------|
| <b>Squires Avenue 2</b>    | <b>Resurfacing of Squires Avenue from Hucknall Lane to Ravenswood Road (LTP contribution)</b>      | <b>£15,346</b>  |
| <b>Bulwell Town Centre</b> | <b>Town centre Area Experimental TRO to remove restricted access permit admittance to the area</b> | <b>£20,000</b>  |
| <b>Bulwell crossings</b>   | <b>Upgrade 2 zebra crossing to Zebrites for increased safety, at locations to be identified</b>    | <b>£11,000</b>  |

(ii) **Bulwell Public Realm**

| <b>Location</b>         | <b>Scheme</b>   | <b>Estimate</b> |
|-------------------------|---|-----------------|
| <b>Squires Avenue 2</b> | <b>Resurfacing of Squires Avenue from Hucknall Lane to Ravenswood Road (LTP contribution)</b> | <b>£5,154</b>   |

(iii) **Bulwell Forest Public Realm**

| <b>Location</b>              | <b>Scheme</b>   | <b>Estimate</b> |
|------------------------------|---|-----------------|
| <b>Bulwell Forest lining</b> | <b>Contribution to programme of lining in Bulwell Forest ward, subsequent to neighbouring resurfacing works</b> | <b>£2,599</b>   |
| <b>Crossdale Walk</b>        | <b>Resurface of link footpath from garages on Crossdale Walk to the steps leading to Bakewell Drive</b>         | <b>£4,103</b>   |
| <b>Brownlow Drive survey</b> | <b>Speed survey on Brownlow Drive with a view to speed control measures being considered</b>                    | <b>£700</b>     |

|                           |   |               |
|---------------------------|---|---------------|
| <b>Highbury Road area</b> | <b>Assessment of traffic issues on Highbury Vale, Bannerman Road and Henrietta Street</b> | <b>£1,500</b> |
| <b>Stanstead Avenue</b>   | <b>TRO to manage on-street parking by motorists visiting the school</b>                   | <b>£6,500</b> |

(2) to note the following:

(i) **Bulwell**

|                                     |            |
|-------------------------------------|------------|
| 2013-2015 LTP allocation            | £170,000   |
| LTP carried forward from 2011-2013  | £0         |
| 2013 - 2014 Public Realm allocation | £51,000    |
| Public Realm carried forward        | £6,050     |
| 2014 - 2015 Public Realm allocation | £51,000    |
| Total Available 2013 - 2015 ACF     | £278,050   |
| <i>Less LTP schemes</i>             | - £173,259 |
| <i>Less Public Realm schemes</i>    | - £25,583  |
| Decommitted funds                   | + £3,259   |
| Remaining available balance         | £82,467    |
| LTP element remaining               | £0         |
| Public Realm element remaining      | £82,467    |

(ii) **Bulwell Forest**

|                                     |           |
|-------------------------------------|-----------|
| 2013-2015 LTP allocation            | £100,000  |
| LTP carried forward from 2011-2013  | -£2,930   |
| 2013 - 2014 Public Realm allocation | £30,000   |
| Public Realm carried forward        | £6,794    |
| 2014 - 2015 Public Realm allocation | £30,000   |
| Total Available 2013 - 2015 ACF     | £163,864  |
| <i>Less LTP schemes</i>             | - £97,270 |
| <i>Less Public Realm schemes</i>    | - £66,268 |
| Decommitted funds                   | + £200    |
| Remaining available balance         | £526      |
| LTP element remaining               | £0        |
| Public Realm element remaining      | £526      |

**47 FUTURE MEETING DATES**

**RESOLVED** to note the following proposed future meeting dates:

17 June 2015  
 23 September 2015  
 18 November 2015  
 17 February 2016

**48 FINANCE AND DELEGATED AUTHORITY UPDATE**

Celia Knight, Neighbourhood Development Officer, presented the report which updated the Committee on the actions agreed by the Director of Neighbourhood Services in respect of projects and schemes with in Bulwell and Bulwell Forest, and the remaining funding available.

It is noted that several schemes which received Councillor support in principal are yet to complete the formal process required.

**RESOLVED** to note:

(i) the following actions agreed by the Director of Neighbourhood Services:

| Schemes: Bulwell Ward                                      | Councillor(s)   | Amount (total) |
|--|---|----------------|
| Deep Clean   | Approved by all Ward Councillors:<br>Hartshorne, Klein & Morris | £2,000         |
| Wren bid match   |   | £11,000        |
| Aspen Road Bin   |   | £350           |
| Making a positive contribution                             |   | £500           |
| Scouts equipment   |   | £250           |
| Well Women Event   |   | £350           |
| Bins Bulwell   |   | £3,500         |
| Older Persons event  |   | £150           |
| Glee Club  |   | £3,000         |
| Bulwell Xmas Lights 2015                                   |   | £4,000         |
| Schemes: Bulwell Forest Ward                               | Councillor(s)   | Amount (total) |
| Making a Positive Contribution                             | Approved by all Ward Councillors:<br>Campbell, Clark, McDonald  | £500           |
| Tent and cooking equipment, 48 <sup>th</sup> Nott'm Scouts |   | £250           |
| Bulwell and Rise Park Xmas Lights 2015                     |   | £3,900         |
| Bulwell Forest Bulb Planting                               |   | £400           |
| Age Friendly Initiatives                                   |   | £3,000         |
| St Mary's Churchyard steps painting                        |   | £150           |
| Bulwell Forest Garden Arts Festival Workshops              |   | £900           |
| Hucknall Rd Gateway Improvements                           |   | £2,750         |
| Bulwell Forest Litter Bins                                 |   | £2,800         |
| Useful Contacts Leaflet                                    |   | £800           |
| Bulwell Forest Bowling Green Equipment                     |   | £2,000         |
| Rise Park Play Facilities                                  |   | £5,000         |

(ii) the updated financial position:

**Bulwell Ward**

|  |                |
|--|----------------|
| Balance Brought Forward 13/14                    | £44,706        |
| Councillor Funding 14/15                         | £15,000        |
| Deprivation Funds                                | £15,993        |
| <b>Total Funds</b>                               | <b>£75,699</b> |
| Allocated 14/15                                  | £60,090        |
| De-committed Schemes                             | £10,603        |
| <b>Uncommitted Funds after Allocated Schemes</b> | <b>£26,212</b> |

**Bulwell Forest Ward**

|  |               |
|--|---------------|
| Balance Brought Forward 13/14                    | 41,361        |
| Councillor Funding 14/15                         | 15,000        |
| Deprivation Funds                                | 0             |
| <b>Total Funds</b>                               | <b>56,361</b> |
| Allocated 14/15                                  | 52,037        |
| Decommitted Schemes                              | 421           |
| <b>Uncommitted Funds after Allocated Schemes</b> | <b>4,745</b>  |

This page is intentionally left blank

# Right Track

## Area 1

# Annual Report

# 2014 - 2015



## Introduction

This annual report covers the year from April 2014 to March 2015.

We have now completed our 2<sup>nd</sup> year as an Area Lead organisation covering Bulwell & Bulwell Forest.

We have seen some great steps taken across this second year:

- Improved community cohesion
- Forums set up to support the vision moving forward
- Ongoing support from local councillors
- Ongoing support from the local police
- We have widened our youth delivery across the area
- Developing an area offer and vision alongside NCC Youth & Play



Together with local stakeholder organisations and partners we are going into year 3 stronger than ever.

### **Community Associations**

All Community Associations in Area 1 are working with Right Track in a positive manner. There are currently no issues to report.

There have been a number of changes over the year within some Associations, in terms of sustainability there has been support from NCVS and the City.

We are holding quarterly meetings with Neighbourhood Development Officers to ensure a consistent message and that we are clear that we have one voice of support.

Throughout the year we have held quarterly meetings with the Community Associations, a real benefit of this is sharing good practice, identifying what has been working.

These meetings have additionally been able to spread information about groups which have the potential to risk associations sustainability either by non-payment or by causing other issues such as damage. By sharing information across the patch, the community associations now feel better protected.

Safeguarding now a regular item at the meetings so we can raise awareness and further protect centres.

All Associations have met their targets, the level of funding has not, and will not change next year, and we will be mirroring the targets for 13/14.

As an organisation we will still not charge a management fee to the associations.

A number of Right Track delivered activities have been moved into the community, especially in terms of additional sessions at Bulwell Healthy Living Centre, Bulwell Riverside also supporting their bid to become a hub for Small Steps, Big Changes.

In terms of numbers the Community Associations in Bulwell over the year have averaged 300 users per week, there is a real drive from the centres to become sustainable.

### **Community Association Development**

We identified that there was little cohesion in the message or support given to Community Associations, driven by a lack of communication.

In order to address this we have implemented quarterly meetings with Steve Parkinson, local NDO's and NCVS, this has been to identify a clear package of support, and this has been more successful with the NDO's who already offered fantastic support to the centres, above and beyond their role.

We continued our quarterly meetings and as detailed above this is starting to have a real positive journey.

### **Youth Activity**

We have expanded our delivery across the area, we have removed PAYP (pay as you play) as we strongly feel that services should be accessible to all, we do not want a young person not attending a session through circumstances outside of their control, such as paying to attend a session.

Our work in Bulwell is run by 1 Right Track Funded project lead and 2 apprentices funded directly by Bulwell Councillors. This funding has supported Right Track to offer a wider range of services in the Bulwell area both independently and in partnership with Nottingham City Council's Youth and Play team. As will be seen throughout this report, the funding provided jointly by Cllrs Hartshorn, Klein and Morris has prevented the closure of sessions which were under threat and has allowed some new sessions to open.

Our work within the community focusses on the Bulwell Healthy Living Centre offering sessions to young people around cooking, bike repair and raising aspirations. Of the 100 young people attending the bike sessions, over 20 young people received a bike that they were able to take away with them.

We also support sessions at the United Reform Church, Riverside and Snapewood alongside the Nottingham City Play and Youth Team. Due to the staffing shortage a number of these sessions were at risk of closure had the councillors not been able to support Right Track's drive to employ more apprentices.

Following reports from NDO's of anti-social behaviour on Merchant Street, we carried out detached youth work.

In 2014 we also had a full turn out of Right Track staff in supporting the Fun on the Forest event in Bulwell Forest.

### **The Apprentices**

We have in total had 4 apprentices, 2 of those funded by the councillors. The initial 2 recruits have since moved on to new ventures and have both stated their gratitude to Right Track and the Councillors for allowing them to get a start in working life and to identify where their career path lay. Both these apprentices live within the Bulwell area. Apprentice 1 has since moved into a role in manufacturing and Apprentice 2 progressed into Youth Work for Nottinghamshire County Council.

Moving into 2015 we have recruited a further 2 apprentices and are growing our delivery to include:

- Football at Bulwell Academy on a Friday evening with the police
- a further football project together with Bulwell Academy on a Tuesday evening
- Developing sessions at Crabtree and Snapewood
- Continuing with our current delivery plan in the area



- Outreach work on identified locations of ASB

With the team that we have had in place since January 2014 there have been a number of the outcomes:

### **Bulwell Riverside**

Right Track work in partnership with Nottingham City Youth and Play at the Bulwell Riverside. This support ensures that these sessions can continue. These sessions have seen over 2000 young people engaging in the Youth sessions, with over 500 engaging in the Play sessions. The play sessions support the early development and communication through group activities and our evening sessions focus on a wide range of interventions, through sports to crafts and information sessions on drugs, sexual health and aspirations.

### **Bulwell Healthy Living Centre**

- Our cookery sessions have attracted over 100 young people
- The play sessions were attended by over 80 young people.
- The Bike Project we ran with Travel Right benefited over 100 young people

### **Bulwell Academy School Fun Day**

The Fun Day on Saturday 5th July 2014 was free to all young people and was attended by over 350 people. We provided and staffed a Bouncy free of charge.

### **Bulwell Academy Enterprise Week**

On the Enterprise week at Bulwell Academy we ran events aimed at year 7 students looking at entrepreneurial skills, 120 young people participated in the event ran by Right Track

### **Snapewood Community Sessions**

We engaged with 200 young people over 2 months at Saturday Play sessions which were run in partnership with NCC and in order to prevent closure of the sessions.

### **United Reform Church**

We supported Thursday Play Sessions to enable sessions to stay open, and together with NCC we worked with over 200 young people

### **National Play Day (Bulwell Toy Library) 6th August 2014.**

The team of apprentices went along to support the event and in excess of 400+ people throughout the day attended the event.

Both the apprentices are learning quickly and are harnessing the challenges set for them. This enables us to be more creative in the development of our provision and will allow us to use them to their full potential in the very near future.

Our vision for the year was to identify all provision across Area 1 and then provide outreach work that would signpost young people to activity, also identifying gaps and to commence sessions within these areas.

We are still working towards this as we have been underpinning the City Youth & Play Delivery, through cuts we have supported the city in keeping sessions open, we are working very closely with Youth & Play to develop with other organisations a forum that looks at the local offer and how as a partnership we can improve the local provision.

We are continually mapping and assessing our delivery to provide impact and ensure provision is across the area.

### **Diversionsary**

| Outputs                          | Annual |        |
|----------------------------------|--------|--------|
|                                  | Target | Actual |
| Number of Unique People Engaged  | 56     | 97     |
| Average cost per person per hour | £7.30  | 4p     |
| Number of Hours per person       | 33     | 80     |
| Total Amount of Activity Hours   | 1848   | 7760   |

### **Targeted**

| Outputs                          | Q1     |        |
|----------------------------------|--------|--------|
|                                  | Target | Actual |
| Number of Unique People Engaged  | 32     | 47     |
| Average cost per person per hour | £11.33 | £1.50  |
| Number of Hours per person       | 20     | 96     |
| Total Amount of Activity Hours   | 640    | 4512   |

On top of our grant funding we have provided additional resources, this has enabled us to exceed our targets, these resources are funding from contracts we have been awarded focused on supporting young people, for example the sexual health sessions.

### **Youth Contract**

This is the end of the first year of delivery for the Step Into Work Programme, there have been a number of impacting factors in this contract getting off the ground.

Over the year we introduced a referral gateway open to community organisations, we offered £50 a referral to the organisation for every eligible young person referred onto the programme. This was then introduced citywide and raised to £100.

In order to better support the provision we brought in additional staff, so supporting the programme now are mentors, engagement staff and employer focused staff.

The outcomes from the project in specific wards are:

| <b>Bulwell Ward</b>        |                    |                       |             |                |
|----------------------------|--------------------|-----------------------|-------------|----------------|
| <b>Starts</b>              | <b>On Training</b> | <b>Work Placement</b> | <b>Jobs</b> | <b>College</b> |
| <b>75</b>                  | <b>61</b>          | <b>19</b>             | <b>19</b>   | <b>1</b>       |
| <b>Bulwell Forest Ward</b> |                    |                       |             |                |
| <b>Starts</b>              | <b>On Training</b> | <b>Work Placement</b> | <b>Jobs</b> | <b>College</b> |
| <b>34</b>                  | <b>32</b>          | <b>11</b>             | <b>13</b>   | <b>0</b>       |

(learners on training may also count in work placement if they have completed both)

This is ward performance in terms of our performance 70% of leavers are progressing, and we are over 50% of our start target.

The starts have been directly impacted by low referrals from the Job Centre.

Our local Job Club runs from Bulwell Riverside on a Tuesday and at our site in Top Valley this is an open drop in centre.

In driving self-referrals we handed leaflets out within the Bulwell and Top Valley area, and given posters to local businesses and we have engaged with the Probation service.

As part of our community activity we have attended a number of events such as running sessions at Bulwell Academy, this was for new pupils to look at entrepreneurial activities and engage with the school prior to commencing their first year

We attended the Bulwell Academy Fun Day on the 5<sup>th</sup> July, we provided our Bouncy Castle free of charge, fully staffed and with no charge for the community. This was the same for the event at Southglade on the 31<sup>st</sup> July, both fantastic days with great feedback from the community.

We were in full attendance at Fun on the Forest, we had 30 staff in attendance over the day, having both our Bouncy Castles and games for people with prizes, all at no cost to the community or the event. We provided the speaker system for the community to use at the event.

Over all our area based grant funding in regards to Community and Youth Engagement we include no costs for our administration, I believe we offer an outstanding service and excellent value for money, this is clearly evidenced in zero management fee charged to Community Associations and the performance against targets in our youth delivery.



**AREA 1 COMMITTEE (Bulwell Ward/Bulwell Forest Ward) 17 June 2015**

|  |  |  |
|--|--|--|
| <b>Title of paper:</b>   | <b>Environmental Submissions From Nottingham City Homes (NCH)</b>  |  |
| <b>Director(s)/ Corporate Director(s):</b>   | <b>Report of Chief Executive, Nottingham City Homes</b>  | <b>Wards affected: Bulwell and Bulwell Forest Ward</b> |
| <b>Report author(s) and contact details:</b>   | <b>Celia Knight – Neighbourhood Development Officer – Bulwell Forest Ward</b><br><a href="mailto:celia.knight@nottinghamcity.gov.uk">celia.knight@nottinghamcity.gov.uk</a> 0115 8833729 |  |
| <b>Other colleagues who have provided input:</b>   | <b>Lee Hall – NCH</b><br><b>Leanne Hoban – NCH</b>   |  |
| <b>Relevant Council Plan Strategic Priority:</b>   |  |  |
| Cutting unemployment by a quarter  |  | <input type="checkbox"/>                               |
| Cut crime and anti-social behaviour  |  | <input checked="" type="checkbox"/>                    |
| Ensure more school leavers get a job, training or further education than any other City  |  | <input type="checkbox"/>                               |
| Your neighbourhood as clean as the City Centre   |  | <input checked="" type="checkbox"/>                    |
| Help keep your energy bills down   |  | <input type="checkbox"/>                               |
| Good access to public transport  |  | <input type="checkbox"/>                               |
| Nottingham has a good mix of housing   |  | <input type="checkbox"/>                               |
| Nottingham is a good place to do business, invest and create jobs  |  | <input type="checkbox"/>                               |
| Nottingham offers a wide range of leisure activities, parks and sporting events  |  | <input type="checkbox"/>                               |
| Support early intervention activities  |  | <input type="checkbox"/>                               |
| Deliver effective, value for money services to our citizens  |  | <input checked="" type="checkbox"/>                    |
| <b>Summary of issues (including benefits to citizens/service users):</b>   |  |  |
| <p><b>This report informs the Committee of the schemes requested by residents of NCH properties and residents living within the environment of NCH properties and NCH Staff from the Housing Revenue Fund</b></p> <p><b>To provide extra security and safety and wellbeing to the residents of Bulwell and Bulwell Forest.</b></p> <p><b>This report proposes that the Area Committee approve the schemes.</b></p> |  |  |
| <b>Recommendation(s):</b>  |  |  |
| <b>1</b>   | <b>That the Committee consider and approve the schemes listed for Bulwell and Bulwell Forest Wards (Appendix 1).</b>   |  |

## 1. **BACKGROUND**

The remaining funds available for Area Committee for Bulwell and Bulwell Forest Wards are outlined in the table below

| <b>Ward</b>       | <b>Carry over<br/>14/15</b> | <b>Budget<br/>Allocati<br/>on<br/>15/16</b> | <b>Total<br/>Availab<br/>le 15/16</b> | <b>Remaining<br/>Funds</b> |
|-------------------|-----------------------------|---|---------------------------------------|----------------------------|
| Bulwell           | £102,422                    | £95,231                                     | £197,653                              | £197,653                   |
| Bulwell<br>Forest | £18,469                     | £24,684                                     | £44,503                               | £43,153                    |

The proposed schemes must fit at least one of the following criteria;

- Improve Security of Tenants & Leaseholders (eg door entry, lighting, fencing, garage sites).
- Improve the Environment for Tenants & Leaseholders (eg dealing with graffiti, reducing anti-social behaviour, parking issues, drying area resurfacing).
- Improve Spaces for Tenants & Leaseholders (eg installation of community facilities or areas on land under NCH management).

## 2. **REASONS FOR RECOMMENDATIONS (INCLUDING OUTCOMES OF CONSULTATION)**

Suggestions for schemes have come from a number of sources including tenants, leaseholders, tenants and residents groups, elected Members, Local Area Group meetings, Ward walks, Housing Patch Managers and Neighbourhood Development Officers

## 3. **OTHER OPTIONS CONSIDERED IN MAKING RECOMMENDATIONS**

Other proposals for additional schemes will be brought to future committee meetings

## 4. **FINANCIAL IMPLICATIONS (INCLUDING VALUE FOR MONEY/VAT)**

Nottingham City Homes has provided quotations for the proposed works via an agreed competitive tendering process.

The contractors are procured based on value for money, quality of works and health & safety. The process of procurement, which was completed earlier, last year for the next few years has been completed for the delivery of environmental schemes throughout the city.

Thomas Bow won the contract for ground / general building work and Rushcliffe Fencing won the contract for fencing and gating works. These are both local contractors employing local people; including apprentices.

Where NCH are unable to use one of their procured contractors they will obtain 3 quotations to ensure they get value for money. All schemes have to adhere to financial regulations and this requires NCH to obtain 3 quotations for any schemes with a value over £500.00.

**5. RISK MANAGEMENT ISSUES (INCLUDING LEGAL IMPLICATIONS AND CRIME AND DISORDER ACT IMPLICATIONS)**

To ensure local development in decision-making ward members and/or local tenant and resident groups have been consulted.

The programme will enable a series of improvements to take place that will improve security, spaces and the environment for local people.

The funds available are limited and are targeted at the most vulnerable tenants in the area within the criteria set out at section 1 of this report.

**6. EQUALITY IMPACT ASSESSMENT (EIAs)**

This report does not include proposals for new or changing policies, services. However, these proposals aim to improve the quality of lives and wellbeing for residents.

**7. LIST OF BACKGROUND PAPERS OTHER THAN PUBLISHED WORKS OR THOSE DISCLOSING CONFIDENTIAL OR EXEMPT INFORMATION**

None

**8. PUBLISHED DOCUMENTS REFERRED TO IN COMPILING THIS REPORT**

Bulwell and Bulwell Forest Area Committee – February 18<sup>th</sup> 2015

## Appendix 1

### Bulwell Ward

| <b>Ward/Location</b> | <b>Details of proposal</b>  | <b>Issues</b>   | <b>Estimated costs</b> |
|----------------------|---|---|------------------------|
| Bulwell Ward         | Norwich Gardens   | Contribution towards the external boundary improvements to this area, following a successful pilot project already funded by NCH                                    | <b>£60,000</b>         |
| Hazelhurst Gardens   | Hazelhurst Gardens Fencing Improvements to the front of the scheme.   | New bow top metal fencing to be installed to the front of the scheme to complement the wider regeneration of this scheme through NCH's Grander Design works.        | <b>£9459.10</b>        |
| Hazelhurst Gardens   | Landscaping and security improvements to the rear of the scheme, including removal of several large tree stumps to allow for the installation of the new fencing. | Fencing improvements to the rear, tree removal and astro turf surface to be installed to enable residents to enjoy some green space without the maintenance issues. | <b>£9459.80</b>        |



**Bulwell Forest Ward**

| <b>Ward/Location</b> | <b>Details of proposal</b>  | <b>Issues</b>   | <b>Estimated costs</b> |
|----------------------|---|---|------------------------|
| Bulwell Forest Ward  | Improvements to drying areas on the Deptford estate including installation on some areas of double gates to give easier access for cleaning and creation of parking spaces. | When the estate was built, various tarmaced and fenced areas were installed near to blocks of flats to enable tenants to dry their clothes. Some are no longer used and could possibly be used for additional parking and others need to be brought up to a better standard so that they can continue to be used as drying areas. This will improve the appearance of the estate as these areas are currently difficult to maintain and have been neglected. Consultation will take place with the affected tenants over the proposals. | <b>19,323.66</b>       |

Page 25

| <b>Area 1 Ward</b> | <b>Carry Over 14/15</b> | <b>Budget Allocation 15/16</b> | <b>Total Available 15/16</b> | <b>Total Value of Approved Schemes 15/16</b> | <b>Decommitted Schemes 15/16</b> | <b>Total Funds Available 15/16</b> |
|--------------------|-------------------------|--------------------------------|------------------------------|--|----------------------------------|------------------------------------|
| Bulwell            | £102,422                | £95,231                        | <b>£197,653</b>              | £0   | £0                               | <b>£197,653</b>                    |
| Bulwell Forest     | £18,469                 | £24,684                        | <b>£44,503</b>               | £0   | £0                               | <b>£44,503</b>                     |

If the schemes proposed above are approved the remaining balances for future projects in 2015/16 will be;-

|                     |             |
|---------------------|-------------|
| Bulwell Ward        | £118,734.10 |
| Bulwell Forest Ward | £25,179.34  |

This page is intentionally left blank

# NCH update report

Area 1 Committee – Bulwell & Bulwell Forest

Time:

Date: May 2014

Presented by: Toni Smithurst



|              | Item                            | Executive Summary / Key Points   | For information or decision |
|--------------|---------------------------------|--|-----------------------------|
| 1<br>Page 27 | Capital Programme & major works | <p><b>Decent Homes</b></p> <p><b>Background</b><br/>The Nottingham Decent Homes programme has been running for the past six years aimed at improving more than 18,000 homes across the city. It started in 2009 after it was revealed that more than 40 per cent of council houses in Nottingham did not meet national standards. The programme was funded 80 per cent by central government and 20 per cent by Nottingham City Council. Nottingham City Homes took the opportunity to go beyond the government's decent homes standard with the Nottingham Decent Homes Plus Standard.</p> <p><b>What we have achieved Citywide</b><br/>Bathrooms, kitchens, boilers and roofs have been replaced and upgraded at a cost of £200 million in the Secure Warm Modern programme. It means that every Nottingham council home (100%) now meets the government's minimum 'decent homes' specifications compared to just 44 per cent when</p> | Information                 |

|  |  |  |
|--|--|--|
|  | <p>the project began.</p> <p>Zero per cent non decency achieved by 31 March 2015</p> <ul style="list-style-type: none"><li>• 14,325 Bathrooms</li><li>• 18,959 Kitchens</li><li>• 37,607 Secure by Design Doors</li><li>• 18,729 properties have received (80,000) Grade A Secure by Design windows</li><li>• 4,478 Loft Insulations</li><li>• 14,910 Electrical upgrades</li><li>• 15,460 New Grade A energy efficient boilers</li><li>• 14,621 Heating distribution upgrades (this is radiators, pipework and programmes)</li><li>• 567 New roofs</li><li>• £200 million investment</li><li>• 200+ apprentices taken on and trained</li><li>• Up to 600 employed on the scheme at any one time</li><li>• Satisfaction with quality / condition of home up from 57% to 87%</li></ul> <p><b>The future</b></p> <p>A planned programme of maintaining decency will continue year after year to continue a level of quality within our housing stock. £13m has been set aside for 2015/6 to uphold this goal. The maintaining decency project will remain under the title of Secure Warm Modern which is, and always has been, based on tenant priorities.</p> <p>Stock condition data and Energy Performance information collected about our housing stock is helping to produce an additional planned programme of energy efficiency works across the City including insulation work to solid wall, BISF (British Steel Frame) and other hard to treat properties.</p> |  |
|--|--|--|

|   |   |   |          |
|---|---|---|----------|
|   |   | <p><b>Fencing and guttering planned programme for Area One</b><br/>Bulwell &amp; Bulwell Forest - April/July/October/January.</p>   |          |
| 2 | Area Regeneration and Environmental Issues          | <p><b>Norwich Gardens</b> – improvement work to be carried out to the external boundaries in this area, following a successful pilot.</p> <p><b>Hazelhurst Gardens</b> – Fencing improvements to the front of the scheme, new bow top metal fencing to compliment wider regeneration of this area through NCH grander designs works.<br/>Landscaping and security improvements to the rear of the scheme, including removal of several large tree stumps to allow for the installation of the new fencing.</p> <p><b>Deptford Crescent</b> – improvements to drying area including installation of some double gates where appropriate, and possible creation of some parking spaces.</p>                           | Decision |
| 3 | Key messages from the Tenant and Leasehold Congress | <p>TLC has recently undergone review and a number of improvements have been identified and implemented following on from further consultation with tenants. The first 'new style' meeting was held on Wednesday 29th April at the New Art Exchange and involved interactive workshops to shape the future structure and direction of the group.</p> <p>The group also decided on a new name and will now be known as the 'Communities in Action' group. Membership has been widen to include representatives from each of the NCH customer panels, each of the recognised Tenants &amp; Residents groups across the city, ensuring wider and more local representation and engagement and there is also an open</p> | X        |





|   |   |  |   |
|---|---|--|---|
|   |   | invitation in place for all NCH Board members to attend.   |   |
| 4 | Tenant and Residents Associations updates | <p><b>Bulwell Hall TRA</b><br/>The TRA continues to lobby on ongoing concerns around the increase in traffic congestion on Hucknall Lane once the 900 new homes suggested for the former Rolls Royce site has been completed particularly as there is no planned improvements suggested for Moorbridge Island or Hucknall Lane.</p> <p>The TRA are still looking into the 'owning and renaming' of Totley Close Land and have purchased 2 grass sweepers and a petrol strimmer to help maintain the land. In addition 2 volunteers have obtained health and safety certificates so will be carrying out the work.</p> <p>The group held their AGM on 15<sup>th</sup> April 2015.</p> <p><b>CRESTA</b><br/>The group still have ongoing issues around parking on the grassed areas around the estate and are working with the HPM about the best way to resolve these issues.</p> <p>The group is also working closely with NCC, NCH and local councillors about the purchase of land to bring into the curtilage of some existing gardens.</p> <p><b>The People's Choice TRA</b><br/>The group hold their meetings monthly at Crabtree Community Centre and have now established themselves as an effective TRA. The group have held a door knocking session on the estate to raise awareness of fire safety and the group are planning a family away day trip for residents on the estate and looking to set up a health living community café.</p> <p><b>Top Valley TRA</b><br/>A "get involved" session was held at Tesco in early March to encourage</p> | X |





|   |                          |   |   |
|---|--------------------------|---|---|
|   |                          | <p>more residents to get involved in the work of the community centre and the TRA and a new committee member was welcomed in at the AGM held on 19<sup>th</sup> May.</p> <p><b>HART</b><br/>The TRA meet monthly at Duchess Gardens and continue to address issues relevant to their area. Issues being dealt with by the TRA include pedestrian safety on Bulwell market days, clear signage for properties in Duchess Gardens to allow emergency vehicles and delivery vans to find the correct address</p> |   |
| 5 | Area Performance Figures | Please see table below.   | X |

## Area report - Bulwell & Bulwell Forest





Generated on: 15 May 2015

### AC1-1 Anti-social behaviour





| Performance indicator and definition   | Target | 2014/15 |  |   | 2013/14 | 2012/13 | Latest Note  |
|--|--------|---------|--|---|---------|---------|--|
|  |        | Value   | Status   | Long Trend  | Value   | Value   |  |
| % of ASB cases resolved – Bulwell<br><br><i>Note: This PI measures the proportion of ASB cases NCH has successfully resolved. Data for this PI is not available by ward and is reported by Housing Office.</i> | 97.8%  | 100%    |  |  | 98.74%  | 99.19%  | Tenancy and Estate Manager has now advised employee of correct process and determination or resolved / un resolved cases.  |
| % of ASB cases resolved by first intervention – Bulwell  | 84%    | 74.13%  |  |  | 82.35%  | 81.97%  | 10 cases were closed. 8 at 1st intervention, 2 at second. 7646, noise of a pump to a medical bed in a upstairs flat making vibrating noise. 1st intervention was to remedy the |

|   |   |     |  |   |      |     |  |
|---|---|-----|--|---|------|-----|--|
| <i>Note: This PI monitors how many ASB cases NCH resolved on the first intervention e.g. written warning. Data for this indicator is not available by ward and is reported by Housing Office.</i> |   |     |  |   |      |     | vibration from the bed pump. Health and Safety declined this could be done. Therefore 2nd intervention and in agreement with tenant is to put on Homeswapper. HPM continues communication with tenant any may proceed with a Management Recommendation should the need arise. 7697 was keyed incorrectly and should have been closed at first intervention.  |
| Number of new ASB cases – Bulwell<br><i>Note: Data for this PI is only available by Housing Office.</i>   |   | 108 |  |  | 176  | 114 | .  |
| Tenant satisfaction with the ASB service - Bulwell<br><i>Note: Data for this PI is only available by Housing Office.</i>  | 8 | 10  |  |  | 8.93 | 6.6 | I have put together a comprehensive action plan, dedicated to Bulwell addressing the individual HPM's and also the individual questions of where the low scores have been reported. the action plan is a personal working document which I have changed and amended to address areas of concern, and maintain a record of improvements. The score for April 2013 has just been reported and we have achieved 9.4 which is the highest score in the city. The main aim now is to maintain a score above 8.00. I am now updating my action plan to address this. |





## AC1-2 Repairs

| Performance indicator and definition  | Target | 2014/15 |  |   | 2013/14 | 2012/13 | Latest Note |
|---|--------|---------|--|---|---------|---------|-------------|
|   |        | Value   | Status   | Long Trend  | Value   | Value   |             |
| % of repairs completed in target – AC - Bulwell & Bulwell Forest<br><i>Note: This PI monitors the proportion of repairs being completed within agreed timescales.</i> | 96%    | 97.82%  |  |  | 97.57%  | 94.06%  |             |
| % of repairs completed in target – Bulwell Forest<br><i>Note: This PI monitors the proportion of</i>  | 96%    | 97.96%  |  |  | 97.74%  | 94.31%  |             |









|  |     |        |  |   |        |        |  |
|--|-----|--------|--|---|--------|--------|--|
| repairs being completed within agreed timescales.  |     |        |  |   |        |        |  |
| % of repairs completed in target – Bulwell Ward<br><br><i>Note: This PI monitors the proportion of repairs being completed within agreed timescales.</i> | 96% | 97.78% |  |  | 97.53% | 93.99% |  |
| Tenant satisfaction with the repairs service<br><br><i>Note: Data for this PI is only available citywide</i>   | 9   | 8.9    |  |  | 8.78   | 8.64   | Whilst slightly short of the Corporate Plan target of 9, performance of 8.9 in 2014/15 is higher than all previous annual outturns. We call all customers who have rated us lower than 5/10 to discuss the specifics of their dissatisfaction and use this feedback to deliver improvements to the repairs service. Satisfaction survey results are discussed at team meetings, highlighting both good and bad feedback and challenging staff not following processes. |

## AC1-3 Rent Collection







| Performance indicator and definition  | Target | 2014/15 |  |   | 2013/14 | 2012/13 | Latest Note  |
|---|--------|---------|--|---|---------|---------|--|
|   |        | Value   | Status   | Long Trend  | Value   | Value   |  |
| <p>% of rent collected</p> <p><i>Note: This PI measures the amount of rent collected (including tenant arrears) as a percentage of rent due for the current year. Data for this indicator is not available by ward and is reported city wide.</i></p> <p><i>Trend shows as improving if value is over 100% as arrears are decreasing.</i></p> | 100%   | 100.56% |    |    | 100.02% | 100.21% | <p>The rent collection rate for 2014-15 was above target at 100.56%, an improvement on the figure at the end of 2013-14 which was 100.02%.</p> <p>Measures taken to ensure a high level of collection included evening and weekend working by the team. We also conducted a campaign to contact all customers who paid at local housing offices (where the cash payment facility was due to close) to offer support with alternative payment methods and to sign as many as possible up for Direct Debit. This resulted in approximately 600 extra customers signing up to pay by direct debit.</p> <p>A revised Service Level Agreement is being finalised between NCH and Nottingham Revenue and Benefits Ltd - the new company formed to deal with Housing Benefit claims on behalf of the City Council. This is expected to be in place early in 2015-16 and is designed to improve the relationship between the two organisations and ensure that targets set for processing of claims etc will be monitored and met. This is expected to have a positive effect on our rent arrears and collection performance.</p> <p>2015-16 will see the introduction of Universal Credit. This will result a significant percentage of our weekly rent debit being paid directly to tenants, where it is currently paid directly to NCH as housing benefit. Several measures are being taken to ensure the impact of this on our rent collection figures is minimised, including:</p> <ul style="list-style-type: none"> <li>Communications activity e.g. via the tenants' newsletter</li> <li>Tenancy Sustainment Team holding events in local communities and targetting support</li> <li>Updating Northgate IT system to better enable management of affected accounts</li> <li>Staff training across NCH to ensure support to tenants is provided by the whole organisation</li> </ul> |
| % of tenancies ending due to  | 0.75%  | 0.56%   |  |  | 0.74%   | 0.55%   | This performance indicator is of particular importance to the team as we are committed to sustaining as many   |

|  |  |  |  |  |  |  |   |
|--|--|--|--|--|--|--|---|
| <p>eviction</p> <p><i>Note: This PI monitors the percentage of tenants being evicted due to rent arrears and is reported citywide.</i></p> |  |  |  |  |  |  | <p>tenancies as possible and have measures in place to support tenants in arrears. The Tenancy Sustainment Team receive referrals from Rent Account Managers relating to tenants who require additional support. The Team supports such tenants to manage their finances more effectively with the aim of maintaining their tenancy and avoiding eviction. We have evicted 148 tenants in the last 12 months, this compares to 197 during 2013-14. We will work to ensure that this downward trend continues.</p> |
|--|--|--|--|--|--|--|---|







### AC1-4a Empty properties - Average relet time

| Performance indicator and definition  | Target | 2014/15 |  |   | 2013/14 | 2012/13 | Latest Note  |
|---|--------|---------|--|---|---------|---------|--|
|   |        | Value   | Status   | Long Trend  | Value   | Value   |  |
| <p>Average void re-let time (calendar days) – AC - Bulwell &amp; Bulwell Forest</p> <p><i>Note: This PI measures how long it takes NCH to re-let empty properties from the end of the old tenancy to the start of the new tenancy</i></p> | 25     | 24.75   |    |    | 33.03   | 28.41   | <p>Void performance summary: There are currently 25 empty properties in the Area Committee 1 area. The average time to relet properties in the Area Committee 1 area is 25 days. There have been 215 new lettings this year. The city wide time to let empty properties is 26. Our voids processes have recently undergone a review. In the long term this should result in an improvement in performance. There are still some long term/hard to let properties in the system which have an adverse effect on performance. The longest a property has been empty in this area is 5 weeks. The lettings service houses around 200 families each month around the city.</p>     |
| <p>Average void re-let time (calendar days) – Bulwell Forest Ward</p> <p><i>Note: This PI measures how long it takes NCH to re-let empty properties from the end of the old tenancy to the start of the new tenancy</i></p>               | 25     | 25.4    |    |    | 26.43   | 24.33   | <p>Void performance summary: There are currently 3 empty properties in the Bulwell Forest ward area. The average time to relet properties in the Bulwell Forest ward area is 25 days. There have been 43 new lettings this year. The city wide time to let empty properties is 26. Our voids processes have recently undergone a review. In the long term this should result in an improvement in performance. There are still some long term/hard to let properties in the system which have an adverse effect on performance. The longest a property has been empty in this area is 2 weeks. The lettings service houses around 200 families each month around the city.</p> |
| <p>Average void re-let time (calendar days) – Bulwell Ward</p> <p><i>Note: This PI measures how long it takes NCH to re-let empty properties from the end of the old tenancy to the start of the new tenancy</i></p>                      | 25     | 24.59   |  |  | 34.73   | 29.68   | <p>Void performance summary: There are currently 22 empty properties in the Bulwell ward area. The average time to relet properties in the Bulwell ward area is 25 days. There have been 172 new lettings this year. The city wide time to let empty properties is 26. Our voids processes have recently undergone a review. In the long term this should result in an improvement in performance. There are still some long term/hard to let properties in the system which have an adverse effect on performance. The longest a property has been empty in this area is 5 weeks. The lettings service houses around 200 families each month around the city.</p>             |







### AC1-4b Empty properties - Lettable voids

| Performance indicator and definition   | Target | 2014/15 |  |   | 2013/14 | 2012/13 | Latest Note |
|--|--------|---------|--|---|---------|---------|-------------|
|  |        | Value   | Status   | Long Trend  | Value   | Value   |             |
| Number of lettable voids – AC - Bulwell & Bulwell Forest<br><br><i>Note: Lettable voids are empty properties available for re-letting. They will receive repair work and then be re-let to a new tenant.</i> |        | 25      |    |    | 29      | 32      |             |
| Number of lettable voids – Bulwell Forest Ward<br><br><i>Note: Lettable voids are empty properties available for re-letting. They will receive repair work and then be re-let to a new tenant.</i>           |        | 3       |    |    | 4       | 7       |             |
| Number of lettable voids – Bulwell Ward<br><br><i>Note: Lettable voids are empty properties available for re-letting. They will receive repair work and then be re-let to a new tenant.</i>                  |        | 22      |  |  | 25      | 25      |             |

### AC1-4c Empty properties - Decommissioning

| Performance indicator and definition  | Target | 2014/15 |  |   | 2013/14 | 2012/13 | Latest Note |
|---|--------|---------|--|---|---------|---------|-------------|
|   |        | Value   | Status   | Long Trend  | Value   | Value   |             |
| Number of empty properties awaiting decommission – AC - Bulwell & Bulwell Forest<br><br><i>Note: This PI shows the number of empty properties which will not be re-let and includes those being decommissioned and / or demolished.</i> |        | 0       |    |    | 3       | 9       |             |
| Number of empty properties awaiting decommission – Bulwell Forest Ward<br><br><i>Note: This PI shows the number of empty properties which will not be re-let and includes those being decommissioned and / or demolished.</i>           |        | 0       |    |    | 0       | 1       |             |
| Number of empty properties awaiting decommission – Bulwell Ward<br><br><i>Note: This PI shows the number of empty properties which will not be re-let and includes those being decommissioned and / or demolished.</i>                  |        | 0       |  |  | 3       | 8       |             |

## AC1-5 Tenancy sustainment

| Performance indicator and definition   | Target | 2014/15 |   |  | 2013/14 | 2012/13 | Latest Note   |
|--|--------|---------|---|--|---------|---------|---|
|  |        | Value   | Status  | Long Trend   | Value   | Value   |   |
| Percentage of new tenancies sustained - AC - Bulwell & Bulwell Forest<br><br><i>Note: This PI measures the number of new tenants who are still in their tenancy 12 months later.</i> | 93.5%  | 96.36%  |   |   | 93.55%  | 91.87%  |   |
| Percentage of new tenancies sustained - Bulwell Forest Ward<br><br><i>Note: This PI measures the number of new tenants who are still in their tenancy 12 months later.</i>           | 93.5%  | 96.3%   |   |   | 95.78%  | 96.08%  |   |
| Percentage of new tenancies sustained - Bulwell Ward<br><br><i>Note: This PI measures the number of new tenants who are still in their tenancy 12 months later.</i>                  | 93.5%  | 96.38%  |  |  | 92.89%  | 90.95%  | Having checked the current figure for sustainability with Marcus April 13 stood at 91.7% and currently stands at 93.59% which shows a consistent high level of tenants remaining in Bulwell. Due to Welfare Reform and the bedroom tax more tenants have had to change accommodation however, Bulwell remains a popular location due to the tram links and market town. |





**Bulwell and Bulwell Forest Area Committee – June 17 2015**

|  |   |  |
|--|---|--|
| <b>Title of paper:</b>   | Area Committee Finance and Delegated Authority  |  |
| <b>Director(s)/<br/>Corporate Director(s):</b>   | Andy Vaughan<br>Director of Neighbourhood Services  | <b>Wards affected:</b><br>Bulwell and Bulwell Forest |
| <b>Report author(s) and<br/>contact details:</b>   | Celia Knight<br>Neighbourhood Development Officer – Bulwell Forest<br><a href="mailto:celia.knight@nottinghamcity.gov.uk">celia.knight@nottinghamcity.gov.uk</a><br>Tel 0115 8833729<br>Suki Shergill<br>Neighbourhood Development Officer – Bulwell Ward<br><a href="mailto:sukhbir.shergill@nottinghamcity.gov.uk">sukhbir.shergill@nottinghamcity.gov.uk</a><br>Tel 0115 8833728 |  |
| <b>Other colleagues who<br/>have provided input:</b>   | Anita Winter<br>Accountancy Support Officer - Finance<br><a href="mailto:anita.winter@nottinghamcity.gov.uk">anita.winter@nottinghamcity.gov.uk</a><br>Tel 0115 8763714   |  |
| <b>Date of consultation with Portfolio Holder(s)<br/>(if relevant)</b>   | Not relevant  |  |
| <b>Relevant Council Plan Strategic Priority:</b>   |   |  |
| Cutting unemployment by a quarter  |   | <input type="checkbox"/>                             |
| Cut crime and anti-social behaviour  |   | <input checked="" type="checkbox"/>                  |
| Ensure more school leavers get a job, training or further education than any other City  |   | <input type="checkbox"/>                             |
| Your neighbourhood as clean as the City Centre   |   | <input checked="" type="checkbox"/>                  |
| Help keep your energy bills down   |   | <input type="checkbox"/>                             |
| Good access to public transport  |   | <input type="checkbox"/>                             |
| Nottingham has a good mix of housing   |   | <input type="checkbox"/>                             |
| Nottingham is a good place to do business, invest and create jobs  |   | <input type="checkbox"/>                             |
| Nottingham offers a wide range of leisure activities, parks and sporting events  |   | <input checked="" type="checkbox"/>                  |
| Support early intervention activities  |   | <input type="checkbox"/>                             |
| Deliver effective, value for money services to our citizens  |   | <input checked="" type="checkbox"/>                  |
| <b>Summary of issues (including benefits to citizens/service users):</b>   |   |  |
| This report advises the Area Committee of the use of delegated authority by the Director of Communities and provides an up to date finance report. |   |  |
| <b>Recommendation(s):</b>  |   |  |
| <b>1</b>   | That the Area Committee note the actions agreed by the Director of Neighbourhood Services in respect of projects and schemes within Area 1, detailed in Appendix A.   |  |

**1. REASONS FOR RECOMMENDATIONS**

- 1.1 Records detailing Members spending decisions and consultation are shown in the attached Appendix. In accordance with the Constitution the Area Committee is required to note spending decisions taken by Ward Members. This report outlines the spending decisions since the report taken to the Area Committee Meeting on February 18<sup>th</sup> 2015.

## **2. BACKGROUND (INCLUDING OUTCOMES OF CONSULTATION)**

- 2.1 This action follows the arrangements established by the Executive Board to allow for spending approvals through individual Members budget allocations and Area Committee Finances.

## **3. OTHER OPTIONS CONSIDERED IN MAKING RECOMMENDATIONS**

- 3.1 Not to provide the funding outlined in Appendix 1 but the funding requested will provide additional services or benefit to residents of Bulwell and Bulwell Forest wards.

## **4. FINANCIAL IMPLICATIONS (INCLUDING VALUE FOR MONEY/VAT)**

- 4.1 Members received an allocation for 2014/15 of £5000  
Bulwell Ward was granted an additional sum for 2014/15 of £15,993 under the heading – Indices of Multiple Deprivation (IMD) Funding.  
All of the councillors in Bulwell and Bulwell Forest wards have received an allocation of £5000 each for 2015/16.
- 4.2 The full balance has not been allocated. Further projects will be reported to a subsequent committee.

## **5. RISK MANAGEMENT ISSUES (INCLUDING LEGAL IMPLICATIONS AND CRIME AND DISORDER ACT IMPLICATIONS)**

- 5.1 These arrangements provide transparency and regulation to the spending of individual Member's allocation.
- 5.2 The funds allocated by Area Committee are used to address diverse needs from various sections of the community and reduce inequalities.

## **6. EQUALITY IMPACT ASSESSMENT**

Has the equality impact been assessed?  
Not needed (report does not contain proposals or financial decisions)

## **7. LIST OF BACKGROUND PAPERS OTHER THAN PUBLISHED WORKS OR THOSE DISCLOSING CONFIDENTIAL OR EXEMPT INFORMATION**

- 7.1 Delegated authority for each scheme listed in Appendix A is held by the Committee Section.

## **8. PUBLISHED DOCUMENTS REFERRED TO IN COMPILING THIS REPORT**

Executive Board – 20 May 2008 – Ward Member Budgets  
Bulwell and Bulwell Forest Area Committee – February 18<sup>th</sup> 2015

## APPENDIX A

### Bulwell Ward Budget Allocations since last report

The following have received Councillor Support in principal, but either further information is awaited from the organisation, the application is being assessed or awaiting Delegated Authority Approval; Computer Trolley and computer £700

| <b>Schemes: Bulwell Ward</b>                     | <b>Councillor(s)</b>       | <b>Amount<br/>£(total)</b> |
|--|----------------------------|----------------------------|
| Older Persons Event                              | Hartshorne, Morris & Klein | 150                        |
| Glee Club  | Hartshorne, Morris & Klein | 3,000                      |
| Bulwell Riverside Choir                          | Hartshorne, Morris & Klein | 1,000                      |
| Moss machine                                     | Hartshorne, Morris & Klein | 1,350                      |
| Hand held vacuum                                 | Hartshorne, Morris & Klein | 2,85                       |
| Crabtree trip                                    | Hartshorne, Morris & Klein | 9,00                       |
| Trampoline instructor                            | Hartshorne, Morris & Klein | 1,500                      |
| Gates  | Hartshorne, Morris & Klein | 5,000                      |
| Sign   | Hartshorne, Morris & Klein | 30                         |
| Bulwell Toilets Sunday Opening                   | Hartshorne, Morris & Klein | 2,047                      |
| Feasibility study                                | Hartshorne, Morris & Klein | 3,000                      |
| Bulwell Arts Festival                            | Hartshorne, Morris & Klein | 3,000                      |
| Bulwell Rangers Football pitch Hire & Equipment  | Hartshorne, Morris & Klein | 1,200                      |
| Balance Brought Forward 13/14                    |                            | £44,706                    |
| Councillor Funding 14/15                         |                            | £15,000                    |
| Councillor funding 15/16                         |                            | £15,000                    |
| Deprivation Funds                                |                            | £15,993                    |
| <b>Total Funds</b>                               |                            | <b>£90,699</b>             |
| Allocated 14/15                                  |                            | £79,400                    |
| De-committed Schemes                             |                            | £10,603                    |
| <b>Uncommitted Funds after Allocated Schemes</b> |                            | <b>£21,900</b>             |

## BULWELL AREA COMMITTEE CONTINUING SCHEMES 2014/15 POSITION TO DATE

| Schemes   | Approved Date | BAL 2013/14 | B/FWD | Adjust'm / De-Committed | APPROVAL 2014/15 | TOTAL ALLOCATED | EXP   | BAL LEFT |
|---|---------------|-------------|-------|-------------------------|------------------|-----------------|-------|----------|
|   |               | £           |       | £                       | £                | £               | £     | £        |
| -   |               |             |       |                         |                  |                 |       |          |
| Expenses of Co-opted Members                        |               |             | 100   |                         |                  | 100             |       | 100      |
| Bulwell Ward Walks                                  |               |             | 438   |                         |                  | 438             |       | 438      |
| Participatory Budgeting                             |               |             | 412   | (412)                   |                  | 0               |       | 0        |
| Your Choice Your Voice - Bulwell                    |               |             | 2,791 | (2,791)                 |                  | 0               |       | 0        |
| Fitness & Guidance for Young People in Bulwell Area |               |             | 2,138 | (2,138)                 |                  | 0               |       | 0        |
| Bulwell Community Gardens                           |               |             | 367   | (367)                   |                  | 0               |       | 0        |
| Five a Side Football Pitch Marking                  | 2011-2012     |             | (288) |                         |                  | (288)           |       | (288)    |
| Totley Close Play Project - NCC Parks               |               |             | 3,279 |                         |                  | 3,279           | 6,590 | (3,311)  |
| Employment Education Skills & Training              |               |             | 4,011 | (4,011)                 |                  | 0               |       | 0        |
| Reducing Health Inequalities                        |               |             | 3,742 |                         |                  | 3,742           |       | 3,742    |
| Crime & Antisocial Behaviour                        |               |             | 3,859 |                         |                  | 3,859           |       | 3,859    |
| Activities for Young People                         |               |             | 4,989 |                         |                  | 4,989           | 300   | 4,689    |
| Town Centre & Local Economy                         |               |             | 645   |                         |                  | 645             |       | 645      |
| Community Empowerment & Engagment                   |               |             | 1,776 | 331                     |                  | 2,107           | 14    | 2,093    |
| Environmental Issues                                |               |             | 1,248 |                         |                  | 1,248           |       | 1,248    |
| Bulwell Bogs Notice Board                           |               |             | 41    |                         |                  | 41              |       | 41       |
| Spring Lane Filter                                  | 07/03/2013    |             | 2,505 |                         |                  | 2,505           | 2,505 | 0        |
| Domestic Abuse Awareness Training                   | 07/03/2013    |             | 375   | (375)                   |                  | 0               |       | 0        |
| Community Engagement                                | 13/05/2013    |             | 331   | (331)                   |                  | 0               |       | 0        |
| Dart Board  | 13/05/2013    |             | 50    | (50)                    |                  | 0               |       | 0        |
| Dragons Den Bulwell                                 | 13/05/2013    |             | 700   |                         |                  | 700             |       | 700      |
| Bulwell Bogs Event 2013                             | 15/07/2013    |             | 190   |                         |                  | 190             |       | 190      |
| Bulwell Market Event                                |               |             | 109   | (109)                   |                  | 0               |       | 0        |
| Bulwell Dovecote Feasibility                        | 15/07/2013    |             | 2,622 |                         |                  | 2,622           | 2,622 | 0        |
| Bulwell & Raise Park Xmas Lights                    | 17/09/2013    |             | 2,292 |                         |                  | 2,292           |       | 2,292    |
| Carpet St Mary's School                             | 31/10/2013    |             | 59    | (59)                    |                  | 0               |       | 0        |
| Healthy Living Centre Tables                        | 28/11/2013    |             | 42    | (42)                    |                  | 0               |       | 0        |
| Football coaching skills                            | 12/03/2014    |             | 3,641 |                         |                  | 3,641           | 3,641 | 0        |
| Bulwell Board Budget - Funding from CDP             |               |             | 1,000 |                         |                  | 1,000           | 1,000 | 0        |
| Poppy Planting                                      | 09/04/2014    |             |       | (85)                    | 510              | 425             | 425   | 0        |

| <b>Schemes</b>                                 | <b>Approved Date</b> | <b>BAL 20013/14</b> | <b>B/FWD</b> | <b>Adjust'm / De-Committed</b> | <b>APPROVAL 2014/15</b> | <b>TOTAL ALLOCATED</b> | <b>EXP</b> | <b>BAL LEFT</b> |
|--|----------------------|---------------------|--------------|--------------------------------|-------------------------|------------------------|------------|-----------------|
| RightTrack extension to Youth Funding          | 28/04/2014           |                     |              |                                | 13,000                  | 13,000                 | 13,000     | 0               |
| Bulwell Week of Action                         | 03/06/2014           |                     | 800          |                                |                         | 800                    | 173        | 627             |
| Bulwell Arts Festival 2014                     | 16/06/2014           |                     |              |                                | 6,859                   | 6,859                  | 6,859      | 0               |
| Hanging Baskets                                | 16/06/2014           |                     |              |                                | 295                     | 295                    | 295        | 0               |
| Gardening Project                              | 16/06/2014           |                     |              |                                | 1,446                   | 1,446                  | 1,446      | 0               |
| Bulwell and Rise Park Xmas Lights 2014         | 08/07/2014           |                     |              |                                | 3,600                   | 3,600                  | 3,463      | 137             |
| Centenary event                                | 28/07/2014           |                     |              |                                | 60                      | 60                     |            | 60              |
| Totley Close Drainage                          | 07/08/2014           |                     |              |                                | 400                     | 400                    | 400        | 0               |
| Publicity for Centenary event                  | 07/08/2014           |                     |              |                                | 60                      | 60                     | 60         | 0               |
| Crabtree Farm volunteers                       | 08/08/2014           |                     |              |                                | 1,640                   | 1,640                  | 1,640      | 0               |
| Sellers Wood Nature reserve                    | 08/08/2014           |                     |              |                                | 1,000                   | 1,000                  | 1,000      | 0               |
| Anti Socil Behaviour Dukes Close               | 08/08/2014           |                     |              |                                | 500                     | 500                    |            | 500             |
| Royal British Legion Bulwell Commemorate event | 08/08/2014           |                     |              |                                | 392                     | 392                    | 392        | 0               |
| Equipment for Duke of Edinburgh scheme         | 28/08/2014           |                     |              |                                | 300                     | 300                    | 300        | 0               |
| Bulwell Hall Tables                            | 07/08/2014           |                     |              |                                | 258                     | 258                    | 258        | 0               |
| Memory plaque                                  | 20/08/2014           |                     |              |                                | 1,000                   | 1,000                  | 1,000      | 0               |
| Bulb Planting                                  | 10/09/2014           |                     |              | (164)                          | 300                     | 136                    |            | 136             |
| Nottingham Volunteer Awards - Areas 1,2,3 & 7  | 23/10/2014           |                     |              |                                | 150                     | 150                    | 150        | 0               |
| Snapewood CCTV upgrade                         | 22/10/2014           |                     |              |                                | 3,220                   | 3,220                  | 3,220      | 0               |
| Deep Clean                                     | 11/11/2014           |                     |              |                                | 2,000                   | 2,000                  | 2,008      | (8)             |
| Wren bid match                                 | 11/11/2014           |                     |              |                                | 11,000                  | 11,000                 |            | 11,000          |
| Aspen Road Bin                                 | 11/11/2014           |                     |              |                                | 350                     | 350                    | 350        | 0               |
| Making a Positive Contribution                 | 25/11/2014           |                     |              |                                | 500                     | 500                    | 500        | 0               |
| Tent and cooking equipment                     | 03/12/2014           |                     |              |                                | 250                     | 250                    | 250        | 0               |
| Well Woman Event                               |                      |                     |              |                                | 350                     | 350                    | 60         | 290             |
| Bins Bulwell                                   | 19/12/2014           |                     |              |                                | 3,500                   | 3,500                  | 3,500      | 0               |
| Bulwell Xmas Lights 2014                       | 18/12/2014           |                     |              |                                | 4,000                   | 4,000                  |            | 4,000           |
| Older Persons Event                            |                      |                     |              |                                | 150                     | 150                    |            | 150             |
| Glee Club                                      |                      |                     |              |                                | 3,000                   | 3,000                  |            | 3,000           |
| Bulwell Riverside Choir                        | 03/02/2015           |                     |              |                                | 1,000                   | 1,000                  | 1,000      | 0               |
| Moss Machine                                   | 03/02/2015           |                     |              |                                | 1,350                   | 1,350                  | 1,350      | 0               |
| Hand Held Vacuum                               | 03/02/2015           |                     |              |                                | 285                     | 285                    | 285        | 0               |
| Crabtree Farm Trip                             | 03/02/2015           |                     |              |                                | 900                     | 900                    | 900        | 0               |

| Schemes                                      | Approved Date | BAL 20013/14 | B/FWD | Adjust'm / De-Committed | APPROVAL 2014/15 | TOTAL ALLOCATED | EXP           | BAL LEFT       |               |
|--|---------------|--------------|-------|-------------------------|------------------|-----------------|---------------|----------------|---------------|
| Trampoline Instructor                        | 03/02/2015    |              |       |                         | 1,500            | 1,500           |               | 1,500          |               |
| Gates  | 26/01/2015    |              |       |                         | 5,000            | 5,000           |               | 5,000          |               |
| Disability Sign                              | 11/02/2015    |              |       |                         | 30               | 30              |               | 30             |               |
| Sunday Toilet Opening                        | 11/02/2015    |              |       |                         | 2,047            | 2,047           | 2,047         | 0              |               |
| Feasability Study                            | 11/02/2015    |              |       |                         | 3,000            | 3,000           | 3,000         | 0              |               |
| Bulwell Arts Festival 2015                   | 12/02/2015    |              |       |                         | 3,000            | 3,000           | 3,000         | 0              |               |
| Bulwell Rangers Football Pitch Hire & Equipt | 06/03/2015    |              |       |                         | 1,200            | 1,200           |               | 1,200          |               |
|  |               |              |       |                         |                  | 0               |               | 0              |               |
|  |               |              |       |                         | <b>44,263</b>    | <b>-10,603</b>  | <b>79,402</b> | <b>113,062</b> | <b>69,001</b> |
|  |               |              |       |                         |                  |                 |               | <b>44,061</b>  |               |

#### Analysis

|  |               |
|--|---------------|
| Unspent Balances b/fwd 13/14               | 44,263        |
| Uncommitted Balances B/fwd 13/14           | <b>44,706</b> |
| <b>Balance as at 31/03/2014</b>            | <b>88,969</b> |
| Budget Allocated 14/15                     | 30,993        |
| <b>Balance Available to Spend</b>          | 119,962       |
| Allocated Funds                            | 113,062       |
| <b>Uncommitted Balances as at 31/03/14</b> | 6,900         |
| <b>Uncommitted from front page</b>         | 6,900         |
| <b>Check</b>                               | 0             |

#### Bulwell Forest Ward Budget Allocations since last report

| Schemes: Bulwell Forest Ward                          | Councillor(s)             | Amount (total in £) |
|---|---------------------------|---------------------|
| Bulwell Forest Recreation Ground Interpretation Board | Campbell, Clark, McDonald | 600                 |
| Additional Grit Bins                                  | Campbell, Clark, McDonald | 2096                |
| Travelright Events                                    | Campbell, Clark, McDonald | 1500                |
| St Philips Church Knit n Natter                       | Campbell, Clark, McDonald | 150                 |
| Bulwell Rangers Pitch Hire and Equipment              | Campbell, Clark, McDonald | 576                 |
| Fun on Bulwell Forest                                 | Campbell, Clark, McDonald | 1200                |

**The following have received Councillor support in principal, but either further information is awaited from the organisation, the application is being assessed or awaiting Delegated Authority Approval;-** Bulwell Forest Community Garden Health and wellbeing event £150 (These schemes are not included in the table below)

|  |               |
|--|---------------|
| Balance Brought Forward 13/14                    | 41,361        |
| Councillor Funding 14/15                         | 15,000        |
| Councillor Funding 15/16                         | 15,000        |
| Deprivation Funds                                | 0             |
| <b>Total Funds</b>                               | <b>71,361</b> |
| Allocated 14/15                                  | 58159         |
| Decommitted Schemes                              | 1875          |
| <b>Uncommitted Funds after Allocated Schemes</b> | <b>15,077</b> |

## BULWELL FOREST AREA COMMITTEE CONTINUING SCHEMES 2014/15 POSITION TO DATE

| Schemes                                 | Approved Date | BAL B/FWD<br>20013/14 | Movements<br>/ De-<br>Committed | APPROVAL<br>2014/15 | TOTAL<br>ALLOCATED | Spend<br>to<br>date | BAL<br>LEFT |
|---|---------------|-----------------------|---------------------------------|---------------------|--------------------|---------------------|-------------|
|   |               | £                     | £                               | £                   | £                  | £                   | £           |
| -                                       |               |                       |                                 |                     |                    |                     |             |
| Expenses of Co-opted Members            |               | 100                   |                                 |                     | 100                |                     | 100         |
| Bulwell Market Event                    |               | 120                   | (120)                           |                     | 0                  |                     | 0           |
| Local issues & Projects                 |               | 2,462                 | (88)                            |                     | 2,374              | 15                  | 2,359       |
| Bulwell Forest LAG                      |               | 2,100                 |                                 |                     | 2,100              | 298                 | 1,802       |
| Community Empowerment & Engagement      |               | 178                   | (90)                            |                     | 88                 | 88                  | 0           |
| Environmental Issues                    |               | 675                   | (47)                            |                     | 629                | 340                 | 289         |
| Dragons Den                             |               | 899                   | (862)                           |                     | 38                 | 38                  | 0           |
| Southglade Park Live Event 2013         |               | 1,485                 | (650)                           |                     | 835                | 835                 | 0           |
| St Mary's Churchyard Planting           | 15/07/2013    | (266)                 |                                 |                     | (266)              | (266)               | 0           |
| Your Choice Your Voice - Bulwell Forest |               | 1,033                 | (1,033)                         |                     | (0)                |                     | (0)         |
| Bulwell & Rise Park Xmas Lights         | 17/09/2013    | 461                   | (461)                           |                     | (0)                |                     | (0)         |
| Southglade Park Live 2014               | 31/12/2013    | 665                   | (462)                           |                     | 203                | 203                 | (0)         |
| Bulwell Forest Week of Action           | 03/03/2014    | 1,500                 | (266)                           |                     | 1,234              | 1,234               | (0)         |
| Bulwell/F Board Budget                  |               | 1,000                 |                                 |                     | 1,000              | 1,000               | 0           |
| Poppy Planting                          | 09/04/2014    |                       | (85)                            | 510                 | 425                | 425                 | 0           |
| Dragons Den 2014                        | 28/04/2014    |                       | 150                             | 2,100               | 2,250              | 2,250               | 0           |
| Health and Wellbeing Event              | 30/04/2014    |                       |                                 | 150                 | 150                | 150                 | 0           |
| Arts Festival Workshops                 | 20/05/2014    |                       |                                 | 600                 | 600                | 600                 | 0           |
| Fun on the forest                       | 20/05/2014    |                       | (6)                             | 637                 | 631                | 631                 | 0           |
| WW1 anniversary bookmarks               | 23/06/2014    |                       |                                 | 200                 | 200                |                     | 200         |
| Equipment and training                  |               |                       |                                 | 445                 | 445                | 445                 | 0           |
| Bulwell and Rise Park Xmas Lights 2014  | 08/07/2014    |                       | (135)                           | 3,600               | 3,465              | 3,465               | 0           |
| Mental Health Awareness Session         | 08/07/2014    |                       |                                 | 60                  | 60                 | 60                  | 0           |
| Equipment for Duke of Edinburgh scheme  | 28/08/2014    |                       |                                 | 300                 | 300                | 300                 | 0           |
| Street Litter Bin                       | 10/09/2014    |                       | (320)                           | 320                 | 0                  |                     | 0           |
| Memory plaque                           |               |                       |                                 | 600                 | 600                | 600                 | 0           |



| <b>Schemes</b>  | <b>Approved Date</b> | <b>BAL B/FWD 20013/14</b> | <b>Movements / De-Committed</b> | <b>APPROVAL 2014/15</b> | <b>TOTAL ALLOCATED</b> | <b>Spend to date</b> | <b>BAL LEFT</b> |
|---|----------------------|---------------------------|---------------------------------|-------------------------|------------------------|----------------------|-----------------|
| Bulwell Forest Bowls Clubhouse equipment              | 21/10/2014           |                           |                                 | 605                     | 605                    | 605                  | 0               |
| Footpath Extinguishment Order                         | 21/10/2014           |                           |                                 | 4,500                   | 4,500                  | 4,500                | 0               |
| Ridgeway MUGA   | 21/10/2014           |                           |                                 | 1,650                   | 1,650                  |                      | 1,650           |
| Stanstead Parking Survey                              | 21/10/2014           |                           | (10)                            | 660                     | 650                    | 650                  | 0               |
| Westglade School Polytunnel                           | 21/10/2014           |                           |                                 | 600                     | 600                    | 600                  | 0               |
| Bulwell Forest Week of Action 2015                    | 23/10/2014           |                           | 266                             | 1,500                   | 1,766                  |                      | 1,766           |
| Bulwell Forest Dragons Den 2015                       | 23/10/2014           |                           | 712                             | 2,500                   | 3,212                  |                      | 3,212           |
| Latimer Park Play Equipment                           | 23/10/2014           |                           |                                 | 5,721                   | 5,721                  | 5,721                | 0               |
| Nottingham Volunteer Awards - Areas 1,2,3 & 7         | 23/10/2014           |                           |                                 | 150                     | 150                    | 150                  | 0               |
| Rise Park Noticeboard                                 | 07/10/2014           |                           | (77)                            | 462                     | 385                    | 385                  | 0               |
| Southglade ParkLive 2015                              | 27/10/2014           |                           | 1,112                           | 1,500                   | 2,612                  | 66                   | 2,546           |
| Top Valley Community Association Equipment            | 05/11/2014           |                           |                                 | 217                     | 217                    | 217                  | 0               |
| Making a positive Contribution                        | 25/11/2014           |                           |                                 | 500                     | 500                    | 500                  | 0               |
| Tent and Cooking Equipment                            | 24/11/2014           |                           |                                 | 250                     | 250                    | 250                  | 0               |
| Bulwell and Rise Park Xmas Lights                     | 05/12/2014           |                           | 596                             | 3,900                   | 4,496                  |                      | 4,496           |
| Bulwell Forest Bulb Planting                          | 05/12/2014           |                           |                                 | 400                     | 400                    |                      | 400             |
| Age Friendly Initiatives                              | 05/12/2014           |                           |                                 | 3,000                   | 3,000                  |                      | 3,000           |
| St Mary's Churchyard Steps                            | 09/12/2014           |                           |                                 | 150                     | 150                    | 150                  | 0               |
| Bulwell Forest Garden Arts festival Workshops         | 15/12/2014           |                           |                                 | 900                     | 900                    | 900                  | 0               |
| Hucknall Rd Gateway Improvements                      | 17/12/2014           |                           |                                 | 2,750                   | 2,750                  |                      | 2,750           |
| Useful Contacts Leaflet                               | 17/12/2014           |                           |                                 | 800                     | 800                    | 673                  | 127             |
| Bulwell Forest Bowling Green Equipment                | 17/12/2014           |                           |                                 | 2,000                   | 2,000                  |                      | 2,000           |
| Rise Park Play Facilities                             | 17/12/2014           |                           |                                 | 5,000                   | 5,000                  |                      | 5,000           |
| Bulwell forest Litter Bins                            | 17/12/2014           |                           |                                 | 2,800                   | 2,800                  | 2,800                | 0               |
| Bulwell Forest Recreation Ground Interpretation Board | 06/01/2015           |                           |                                 | 600                     | 600                    |                      | 600             |
| Additional Grit Bins                                  | 13/02/2015           |                           |                                 | 2,096                   | 2,096                  |                      | 2,096           |
| Travelight Events                                     | 13/02/2015           |                           |                                 | 1,500                   | 1,500                  |                      | 1,500           |
| Knit n Natter   | 06/03/2015           |                           |                                 | 150                     | 150                    | 150                  | 0               |
| Bulwell Rangers Football Pitch Hire & Equipt          | 06/03/2015           |                           |                                 | 576                     | 576                    | 576                  | 0               |
| Fun on Bulwell Forest                                 | 06/03/2015           |                           |                                 | 1,200                   | 1,200                  | 1,200                | 0               |
|   |                      | <b>13,803</b>             | <b>-1,876</b>                   | <b>58,159</b>           | <b>70,086</b>          | <b>33,196</b>        | <b>36,890</b>   |

| <b>Analysis</b>                            | <b>£'s</b>    |
|--|---------------|
| Unspent Balances b/fwd 13/14               | 13,803        |
| Uncommitted Balances B/fwd 13/14           | 41,361        |
| <b>Balance as at 31/03/2014</b>            | <b>55,164</b> |
| Budget Allocated 14/15                     | 15,000        |
| <b>Balance Available to Spend</b>          | <b>70,164</b> |
| Allocated Funds                            | 70,086        |
| <b>Uncommitted Balances as at 31/03/15</b> | <b>77</b>     |

**AREA COMMITTEE 1 (Bulwell & Bulwell Forest) – 17<sup>th</sup> June 2015**

|   |  |  |
|---|--|--|
| <b>Title of paper:</b>  | <b>AREA CAPITAL FUND - 2015/16 Programme</b>   |  |
| <b>Director(s)/<br/>Corporate Director(s):</b>  | Andy Vaughan<br>Director of Neighbourhood Services   | <b>Wards affected:</b><br>Bulwell and Bulwell Forest |
| <b>Report author(s) and contact details:</b>  | Celia Knight, Neighbourhood Development Officer (Bulwell Forest Ward)<br>Tel 0115 8833729<br><a href="mailto:celia.knight@nottinghamcity.gov.uk">celia.knight@nottinghamcity.gov.uk</a><br>Suki Shergill, Neighbourhood Development Officer (Bulwell Ward) –<br>Tel 0115 8833728<br><a href="mailto:sukhbir.shergill@nottinghamcity.gov.uk">sukhbir.shergill@nottinghamcity.gov.uk</a> |  |
| <b>Other colleagues who have provided input:</b>  | Nancy Hudson, Projects Officer, Highway Services<br>Tel: 0115 915 2061<br><a href="mailto:nancy.hudson@nottinghamcity.gov.uk">nancy.hudson@nottinghamcity.gov.uk</a>   |  |
| <b>Date of consultation with Portfolio Holder(s)</b>  | Not applicable   |  |
| <b>Relevant Council Plan Strategic Priority:</b>  |  |  |
| Cutting unemployment by a quarter   |  | <input type="checkbox"/>                             |
| Cut crime and anti-social behaviour   |  | <input type="checkbox"/>                             |
| Ensure more school leavers get a job, training or further education than any other City   |  | <input type="checkbox"/>                             |
| Your neighbourhood as clean as the City Centre  |  | <input type="checkbox"/>                             |
| Help keep your energy bills down  |  | <input type="checkbox"/>                             |
| Good access to public transport   |  | <input checked="" type="checkbox"/>                  |
| Nottingham has a good mix of housing  |  | <input type="checkbox"/>                             |
| Nottingham is a good place to do business, invest and create jobs   |  | <input type="checkbox"/>                             |
| Nottingham offers a wide range of leisure activities, parks and sporting events   |  | <input type="checkbox"/>                             |
| Support early intervention activities   |  | <input type="checkbox"/>                             |
| Deliver effective, value for money services to our citizens   |  | <input checked="" type="checkbox"/>                  |
| <b>Summary of issues (including benefits to citizens/service users):</b>  |  |  |
| This report provides Area Committee with :-   |  |  |
| <ul style="list-style-type: none"> <li>• Latest spend proposals under the Area Capital Fund including highways and footways</li> <li>• Latest spend proposals regarding Public Realm schemes</li> </ul> |  |  |
| <b>Recommendation(s):</b>   |  |  |
| <b>1</b>  | That the prioritised Area Capital and public realm schemes for Bulwell and Bulwell Forest as set out in Appendix 1 be approved   |  |

**1. REASONS FOR RECOMMENDATIONS**

- 1.1 The Nottingham LTP 2011-2026 maintains a commitment to deliver local transport improvements across Nottingham's Neighbourhoods and prioritises small scale transport improvements of importance to local communities
- 1.2 As part of the budget process, Nottingham City Council approved in March 2015 an LTP capital allocation of £1.25 million citywide between 2015-2016.
- 1.3 To give opportunity for the Area Committee to make comment on suggested schemes and their progress

## **2. BACKGROUND (INCLUDING OUTCOMES OF CONSULTATION)**

- 2.1 The Area Capital Programme was established in 2006 to improve the environment of the neighbourhoods and to create a sense of place for residents in order to improve the quality of life of local people.
- 2.2 Resources are allocated from the Nottingham City Council general fund, the Local Transport Plan (LTP) and from the Housing revenue Account. To achieve a joint approach to environmental improvements in neighbourhoods, a greater degree of flexibility has been established to prioritise and deliver improvements so that there is a synergy in local solutions for local issues across neighbourhoods.
- 2.3 The programme of works is a rolling programme. There have been instances where schemes are started, with strong community involvement and interest, only to be altered at a later stage due to changing circumstances such as economic conditions and changes in land values.
- 2.4 The Area Committee, particularly community representatives, are invited to comment specifically on those schemes identified in the proposals column and also to consider whether certain schemes can be linked to other programmes of work in order to generate best value and create a greater impact on the local area.

## **3. OTHER OPTIONS CONSIDERED IN MAKING RECOMMENDATIONS**

- 3.1 None

## **4. FINANCIAL IMPLICATIONS (INCLUDING VALUE FOR MONEY/VAT)**

- 4.1 Bringing together the various strands which form part of the Area Capital Programme enables the City Council to respond efficiently in delivering on public realm improvements as identified by local people.

## **5. RISK MANAGEMENT ISSUES (INCLUDING LEGAL IMPLICATIONS AND CRIME AND DISORDER ACT IMPLICATIONS)**

- 5.1 A risk register has been produced which is regularly monitored.

## **6. EQUALITY IMPACT ASSESSMENT**

Has the equality impact been assessed? Not needed (report does not contain proposals or financial decisions)

**7. LIST OF BACKGROUND PAPERS OTHER THAN PUBLISHED WORKS OR THOSE DISCLOSING CONFIDENTIAL OR EXEMPT INFORMATION**

7.1 Highways Framework Agreement

**8. PUBLISHED DOCUMENTS REFERRED TO IN COMPILING THIS REPORT**

8.1 Executive Board Report 24 February 2015, as part of Item 15, Medium Term Financial Plan 2015/16-2017/18, under Annex 3, Capital Programme.

## Appendix 1

### Bulwell Area Capital 2013 - 2015 Programme

#### Bulwell LTP schemes

| Location               | Type                 | Councillor Prioritised / Area Committee Approved | Estimate | Estimated start date | Estimated completion | Details   |
|------------------------|----------------------|--|----------|----------------------|----------------------|---|
| Squires Avenue 2       | Carriageway          | Approved February 2015                           | £15,346  | 8 May 2015           | 8 May 2015           | Resurfacing of Squires Avenue from Hucknall Lane to Ravenswood Road (LTP contribution)        |
| Bulwell Town Centre    | Bollards/TRO         | Approved February 2015                           | £20,000  | under consultation   |                      | Town centre Area Experimental TRO to remove restricted access permit admittance to the area   |
| Bulwell crossings      | Zebrites             | Approved February 2015                           | £11,000  | Spring 2015          |                      | Upgrade 2 zebra crossing to Zebrites for increased safety, at locations to be identified      |
| Armstrong Road         | Signing              | Approved December 2014                           | £800     | Spring 2015          |                      | No Through Road signage to discourage motorists from attempting to cut through Armstrong Road |
| Cinderhill Road area   | Feasibility Study    | Approved December 2014                           | £3,000   | Summer 2015          |                      | Study into issues around parking considerations in this area                                  |
| Hewood Road            | School signs         | Approved September 2014                          | £800     | -                    | Complete             | Provision of School Warning signs on approach to the school                                   |
| Coventry Road crossing | Feasibility Study    | Approved September 2014                          | £2,000   | Spring 2015          |                      | Study into feasibility for a pedestrian crossing to the south of Sellerswood Drive            |
| Norwich Gardens        | Footpath             | Approved February 2014                           | £8,245   | w/c 05/05/14         | Complete             | Patching of footpath on Norwich Gardens   |
| Squires Avenue         | Disabled parking bay | Approved February 2014                           | £1,600   | -                    | Decommitted          | Installation of disabled parking bay on Squires Avenue, including TRO                         |
| Hempshill Lane         | Zebra crossing       | Approved February 2014                           | £2,000   | Spring 2015          |                      | Feasibility study for zebra crossing near to park and cemetery                                |
| Utile Gardens          | Parking scheme       | Approved November 2013                           | £14,772  | 09/06/14             | Complete             | Joint funding with NCH of parking scheme on Utile Gardens                                     |
| Hempshill Lane         | Signing              | Approved November 2013                           | £700     | -                    | Complete             | Install "Children playing" signs near to park entrance  |
| Bulwell                | Parking              | Approved September 2013                          | £2,815   | -                    | Complete             | Provide assistance to parking issues in the Ward.   |
| Severns Street         | Signing              | Approved September 2013                          | £932     | -                    | Complete             | Install "no HGV" signs.   |
| Bulwell                | Lining               | Approved September 2013                          | £6,000   | Feb/March 2014       | Complete             | Carry out large scale re-lining to improve Traffic Management and road safety in the ward.    |
| Bulwell                | Zebrites             | Approved September 2013                          | £15,000  | -                    | Complete             | Upgrade 3 zebra crossings to Zebrites for increased safety                                    |
| Minerva Street         | Footpath             | Approved February 2013                           | £68,249  | -                    | Complete             | Footpath reconstruction - scheme total £93,750 first £25,501 approved in Feb 2013.            |

Total LTP schemes\*

£173,259

**Bulwell Public Realm schemes**

| Location          | Type         | Councillor Prioritised / Area Committee Approved | Estimate | Estimated start date    | Completed  | Details   |
|-------------------|--------------|--|----------|-------------------------|------------|---|
| Squires Avenue 2  | Carriageway  | Approved February 2015                           | £5,154   | 8 May 2015              | 8 May 2015 | Resurfacing of Squires Avenue from Hucknall Lane to Ravenswood Road (LTP contribution)                                |
| Hoewood Road WREN | Contribution | Approved December 2014                           | £11,000  | <i>Approval awaited</i> |            | Third party contribution to WREN bid for Hoewood Road Grow Wild project   |
| Totley Close      | Contribution | Approved November 2013                           | £9,429   | 10/02/14                | Complete   | Additional contribution to scheme to improve green space, improve drainage and provide running track - matched by NCH |

Total Public Realm schemes\*\*

£25,583

**Bulwell Withdrawn schemes**

| Location               | Type | Reason | Amount | Details |
|------------------------|------|--------|--------|---------|
| Previously decommitted |      |        | £3,259 |         |

Total Decommitted\*\*\*

£3,259

2013-2015 LTP allocation

£170,000

LTP carried forward from 2011-2013

£0

2013 - 2014 Public Realm allocation

£51,000

Public Realm carried forward

£6,050

2014 - 2015 Public Realm allocation

£51,000

**Total Available 2013 - 2015 ACF**

**£278,050**

\*Less LTP schemes

- £173,259

\*\*Less Public Realm schemes

- £25,583

\*\*\*Decommitted funds

+ £3,259

**Remaining available balance**

**£82,467**

LTP element remaining

£0

Public Realm element remaining

£82,467

**Bulwell Area Capital 2015 - 2016 Programme**

**Bulwell LTP schemes**

| Location     | Type      | Councillor Prioritised / Area Committee Approved | Estimate | Estimated start date | Completed | Details   |
|--------------|-----------|--|----------|----------------------|-----------|---|
| Ragdale Road | Footpaths | Prioritised 26 May 201                           | £47,999  |                      |           | Resurfacing of footpaths on Ragdale Road adjacent to the school - lead service: Highway Maintenance |
|              |           |  |          |                      |           |   |

Total LTP schemes\* £47,999

**Bulwell Public Realm schemes**

| Location           | Type             | Councillor Prioritised / Area Committee Approved | Estimate | Estimated start date | Completed | Details  |
|--------------------|------------------|--|----------|----------------------|-----------|--|
| Bulwell Ward trees | tree works       | Prioritised 17 April 2015                        | £5,000   |                      |           | Contribution to 3 year city-wide programme of felling inappropriately placed trees and replacement tree planting - lead service: Parks & Open Spaces |
| Norwich Gardens    | area improvement | Prioritised 26 May 2015                          | £11,849  |                      |           | Contribution to NCH area improvement scheme on Norwich Gardens - lead service: NCH   |

Total Public Realm schemes\*\* £16,849

**Bulwell Withdrawn schemes**

| Location | Type | Reason | Amount | Details |
|----------|------|--------|--------|---------|
|          |      |        |        |         |

Total Decommited\*\*\* £0

|   |                 |
|---|-----------------|
| 2015-2016 LTP allocation                    | £82,000         |
| LTP carried forward from 2013-2015          | £0              |
| 2015 - 2016 Public Realm allocation         | £49,050         |
| Public Realm carried forward from 2013-2015 | £82,467         |
| <b>Total Available 2015 - 2016 ACF</b>      | <b>£213,517</b> |
| *Less LTP schemes                           | - £47,999       |



\*\*Less Public Realm schemes  
 \*\*\*Decommitted funds  
**Remaining available balance**  
 LTP element remaining  
 Public Realm element remaining

- £16,849  
 + £0  
**£148,669**  
 £34,001  
 £114,668

**Bulwell Forest Area Capital 2015 - 2016 Programme**

**Bulwell Forest LTP schemes**

| Location              | Type     | Councillor Prioritised / Area Committee Approved | Estimate | Estimated start date | Completed | Details  |
|-----------------------|----------|--|----------|----------------------|-----------|--|
| Revelstoke Way        | footpath | Prioritised 19 May 2015                          | £30,186  |                      |           | Reconstruction and adoption of footway running from Revelstoke Way to Bestwood Park Drive West - lead service: Highway Maintenance |
| Hucknall Road Signage | study    | Prioritised 19 May 2015                          | £900     |                      |           | Assessment of identified signage issues in Hucknall Road area - lead service: Traffic & Safety                                     |
|                       |          |  |          |                      |           |  |

Total LTP schemes\*

£31,086

**Bulwell Forest Public Realm schemes**

| Location       | Type    | Councillor Prioritised / Area Committee Approved | Estimate | Estimated start date | Completed | Details  |
|----------------|---------|--|----------|----------------------|-----------|--|
| Bakewell Drive | Fencing | Prioritised 26 May 2015                          | £12,582  |                      |           | Provision of secure fencing to deter anti-social behaviour - lead service: Rights of Way |
|                |         |  |          |                      |           |  |

Total Public Realm schemes\*\*

£12,582

**Bulwell Forest Withdrawn schemes**

| Location | Type | Reason | Amount | Details |
|----------|------|--------|--------|---------|
|          |      |        |        |         |

Total Decommitted\*\*\*

£0

2015-2016 LTP allocation  
 LTP carried forward from 2013-2015  
 2015 - 2016 Public Realm allocation  
 Public Realm carried forward from 2013-2015

£49,000  
 £0  
 £29,250  
 £526

|  |   |                |
|--|---|----------------|
| <b>Total Available 2015 - 2016 ACF</b> |   | <b>£78,776</b> |
| *Less LTP schemes                      | - | £31,086        |
| **Less Public Realm schemes            | - | £12,582        |
| ***Decommitted funds                   | + | £0             |
| <b>Remaining available balance</b>     |   | <b>£35,108</b> |
| LTP element remaining                  |   | £17,914        |
| Public Realm element remaining         |   | £17,194        |

**Area 1 Committee (Bulwell and Bulwell Forest) Ward Performance June 17<sup>th</sup> 2015**

|  |   |  |
|--|---|--|
| <b>Title of paper:</b>   | <b>WARD PERFORMANCE REPORTS</b>   |  |
| <b>Director(s)/ Corporate Director(s):</b>   | Andy Vaughan<br>Director of Neighbourhood Services  | <b>Wards affected:</b><br>Bulwell and Bulwell Forest |
| <b>Report author(s) and contact details:</b>   | Heidi May - Locality Manager<br><a href="mailto:heidi.may@nottinghamcity.gov.uk">heidi.may@nottinghamcity.gov.uk</a><br>Celia Knight – Neighbourhood Development Officer<br><a href="mailto:celia.knight@nottinghamcity.gov.uk">celia.knight@nottinghamcity.gov.uk</a><br>0115 8833729<br>Suki Shergill – Neighbourhood Development Officer<br><a href="mailto:sukhbir.shergill@nottinghamcity.gov.uk">sukhbir.shergill@nottinghamcity.gov.uk</a><br>0115 8833728 |  |
| <b>Other colleagues who have provided input:</b>   | Dave Halstead Head of City Services<br><a href="mailto:dave.halstead@nottinghamcity.gov.uk">dave.halstead@nottinghamcity.gov.uk</a><br>Christine Oliver Senior Implementation Manager Crime and Drugs Partnership<br><a href="mailto:christine.oliver@nottinghamcity.gov.uk">christine.oliver@nottinghamcity.gov.uk</a>   |  |
| <b>Date of consultation with Portfolio Holder(s) (if relevant)</b>   | Not applicable  |  |
| <b>Relevant Council Plan Strategic Priority:</b>   |   |  |
| Cutting unemployment by a quarter  |   | <input checked="" type="checkbox"/>                  |
| Cut crime and anti-social behaviour  |   | <input checked="" type="checkbox"/>                  |
| Ensure more school leavers get a job, training or further education than any other City  |   | <input checked="" type="checkbox"/>                  |
| Your neighbourhood as clean as the City Centre   |   | <input checked="" type="checkbox"/>                  |
| Help keep your energy bills down   |   | <input checked="" type="checkbox"/>                  |
| Good access to public transport  |   | <input checked="" type="checkbox"/>                  |
| Nottingham has a good mix of housing   |   | <input checked="" type="checkbox"/>                  |
| Nottingham is a good place to do business, invest and create jobs  |   | <input checked="" type="checkbox"/>                  |
| Nottingham offers a wide range of leisure activities, parks and sporting events  |   | <input checked="" type="checkbox"/>                  |
| Support early intervention activities  |   | <input checked="" type="checkbox"/>                  |
| Deliver effective, value for money services to our citizens  |   | <input checked="" type="checkbox"/>                  |
| <b>Summary of issues (including benefits to citizens/service users):</b>   |   |  |
| <p>1.1 This report outlines the community engagement which has taken place and is planned in Bulwell and Bulwell Forest Wards. It also outlines the ward priorities for both wards and the actions which have been undertaken to address those priorities. The reports provide summary updates on the key themes including:</p> <ul style="list-style-type: none"> <li>• Ward priorities</li> <li>• Community engagement</li> <li>• Finance</li> <li>• Safer theme - Crime and anti social behaviour (ASB)</li> <li>• Neighbourhood theme – Cleansing and Environmental issues</li> <li>• Working theme - Unemployment rates</li> </ul> <p>The following brief summary by the respective Ward NDO highlights the key issues:</p> <p><b>Bulwell Ward – Suki Shergill Neighbourhood Development Officer</b></p> <p>Recent successes include :-</p> <ol style="list-style-type: none"> <li>1. A successful informative and interactive Well Women’s event was held providing a wide range of information on health issues. The events focus was to informally raise awareness on Domestic Violence issues and how and where to get support, positive relationships and safety.</li> </ol> |   |  |

2. Outreach on the Crabtree Estate conducted with Peoples Choice to reduce Dog Fouling, Littering and dumping.
3. Fences have been repaired on the River Leen reducing the safety risk in partnership with a local business.

Emerging issues include;-

- There has been a rise in Domestic Violence in the ward. This is a ward priority and key actions have been agreed.
- Lung cancer is an issue in the ward
- 

The issues which the neighbourhood Action team is focusing on include;-

- Rising child obesity is a concern in the ward. Activities such as work in schools promoting healthy eating grow your own are being encouraged in schools.
- Anti Social, behaviour in relation to ball games is consistently raised as a concern. The provision of safe areas for ball games is being explored via meetings reviewing football provision across the ward.

The figures given below show some key statistical points for this quarter

- All crime in Bulwell has risen from 1860 (13/14) to 1956 resulting in a rise of 96.
- Burglary Dwellings has dropped from 9 (March 14) to 7 (March 15), resulting in a drop of minus 2.
- Hate Crime has risen from 13 (March 14) to 28 (March 15) resulting in a rise of 15.

### **Bulwell Forest Ward – Celia Knight Neighbourhood Development Officer**

Recent successes include;-

- Following complaints from residents regarding an increase in dog fouling in a particular area, a day of action was arranged involving neighbourhood management, City Services and Community Protection. This appears to have had an impact as City Services has noticed that the incidents of dog fouling has decreased recently.
- Large, nuisance trees have been cut down in some parts of the ward and two new trees are being planted to replace these.
- A long standing flytipping issue on a particular site appears to have been resolved through partnership working at the Neighbourhood Action Team meeting.

Emerging issues include;-

- There has been an increase in the number of shed and garage burglaries from the previous year.

The issues which the Neighbourhood Action Team is focussing on include;

- Ensuring that information is shared between all agencies regarding deliberate fires in the ward.
- Managing issues as they emerge on the few remaining vacant development sites within Bulwell Forest.
- Enabling partners to find out about new services which could benefit residents.

The figures given below show some key statistical points for this quarter;-

- There has been a slight decrease in the number of deliberate fires this quarter but the figures show an increase of 205% over the whole year. The NAT has worked hard on this issue and the young people who were largely responsible for the increase have been referred to the Firesetters programme. The NAT continues to monitor the number of deliberate fires in the ward.

- There has been another decrease in the incidents of graffiti in the last quarter (down from 8 to 4 reported incidents). Over the whole year, there has been a decrease of 75% ie down from 64 reported incidents in 2013/14 to 16 in 2014/15.
- There has been a fall in the number of reports of dog fouling in the last quarter from 33 to 17 with an overall drop for the year by 29% ie from 97 to 69 reports.

**Recommendation(s):**

1| Area Committee note and comment on the Ward Performance Reports

**1. REASONS FOR RECOMMENDATIONS**

1.1 Ward performance reports provide a descriptive and statistical picture of what is happening at a ward level and invite community representatives to comment, debate, and challenge and identify how they can add value to improve their neighbourhoods.

Ward performance reports also monitor progress in the wards and act as a catalyst for debate about the key performance issues impacting upon the ward on a quarterly basis.

**2. BACKGROUND (INCLUDING OUTCOMES OF CONSULTATION)**

- 2.1 Neighbourhood Working has been important for a number of years in Nottingham as a means of engaging better with citizens and to drive forward service improvement.
- 2.2 The Nottingham Plan has a goal that ‘public service delivery will be better integrated and appropriately devolved, ensuring more accessible and responsive services for all and giving residents more control over what happens in their neighbourhoods’; the Ward Performance reports help to support this.
- 2.3 The Ward Performance Reports captures work at a local level to support the Nottingham Plan; it is a short summary of key updates on priorities and issues in the ward. More detailed implementation plans sit behind the report such as the Ward Action Plan, Neighbourhood Action Team’s Action Log, Crime Drug Partnership (CDP) plans and other partner’s implementation plans.
- 2.4 The Ward Performance Reports are co-ordinated by Neighbourhood Development Officers every quarter, with the data analysis undertaken by the CDP.
- 2.5 The Locality Boards were disbanded at the end of 2014 and a city wide meeting has now been established to replace this.

**3. OTHER OPTIONS CONSIDERED IN MAKING RECOMMENDATIONS**

3.1 None

**4. FINANCIAL IMPLICATIONS (INCLUDING VALUE FOR MONEY/VAT)**

4.1 None

**5. RISK MANAGEMENT ISSUES (INCLUDING LEGAL IMPLICATIONS AND CRIME**

5.1 None

**6. EQUALITY IMPACT ASSESSMENT**

Has the equality impact been assessed?

Not needed (report does not contain proposals or financial decisions)

No

Yes – Equality Impact Assessment attached

Due regard should be given to the equality implications identified in the EIA.

**7. LIST OF BACKGROUND PAPERS OTHER THAN PUBLISHED WORKS OR THOSE DISCLOSING CONFIDENTIAL OR EXEMPT INFORMATION**

7.1 Neighbourhood Working Framework 2012 CLT report

**8. PUBLISHED DOCUMENTS REFERRED TO IN COMPILING THIS REPORT**

8.1 None

# Bulwell Priorities

| Theme  | Priorities  | Key Actions   | Outcomes  | Lead  |
|--|---|---|---|---|
| <p><b>Safer</b></p> <p style="writing-mode: vertical-rl; transform: rotate(180deg);">Page 63</p> | <p>Domestic Abuse</p> <ol style="list-style-type: none"> <li>1. To raise awareness of the issues</li> <li>2. To promote support networks</li> <li>3. To provide/promote training opportunities for officers and community reps</li> </ol> | <p>White ribbon campaign stall to be held November 2015</p> <p>Organise a Domestic Abuse conference</p> <p>To explore organising a Men's health Event by 2016<br/>Sub group meeting /identify budget May 2015</p> <p>Set up a sub group to identify and focus on Domestic Abuse</p> <p>Domestic Abuse awareness running in schools as GREAT initiative<br/>Delivering to Crabtree farm primary school, Snapewood primary school, Snape Wood Primary and Nursery School, Bulwell St Mary's CE Primary and Nursery School, Cantrell Primary and Nursery School, Rufford Junior School</p> | <p>Promote white Ribbon campaign &amp; offer help and support to domestic abuse victims.</p> <p>To inform future work on Domestic Abuse</p> <p>To provide information and support on a range of men's health issues.</p> <p>To raise awareness of domestic abuse.</p> <p>Identify practical actions and tasks.</p> <p>GREAT initiative promoted in both Schools &amp; Children's Centre.<br/>Delivered in Snapewood children well engaged and produced some</p> | <p>NM</p> <p>Najeeb</p> <p>NM</p> <p>NM</p> <p>Schools &amp; Equation</p> |

|         |   |   |   |  |
|---------|---|---|---|--|
|         |   |   | great work.<br>Ongoing  |  |
| Page 64 | Prevention of distraction burglaries.   | Raise awareness amongst communities about being safer e.g. keeping windows closed, smart water and balloon project. City homes are looking into window locks.   | Reduction in Burglaries.  | Police & CP  |
|         | Friday Football Session Health & Fitness  | Right track leads and the project starts in April. Vanguard plus may support.<br><br>Wednesday football 6.30 to 7.30 with Nottingham Forest – mixed ages and M/F<br><br>A range of opportunities available. Standard charges across city for hire of goal posts/football pitch areas.<br><br>2 <sup>ND</sup> meeting to be held 9 <sup>th</sup> September                           | Ensure continued sustainability.<br><br>To ensure access to football facilities for young people  | Right Track Police, FCT ACAF, Unity & FCT<br><br>Bestwood Partnership    |
|         | Young Peoples Panel<br><br>Embed the Young Persons Panel (YPP) as a tool for early intervention | Promote understanding of the YPP and its work. Encourage organisations to refer young people when appropriate.<br>Low-level referrals being received (not crisis)   | Increase in number off organisations and range of interventions supporting the YPP.   | FCT & All  |
|         | Reducing accidental and deliberately set fires  | Potential Arson Targets (PATS) Dabell Avenue, Hoewood (derelict building & safety) & Snapewood are raising concern.<br>Report compiled highlighting hazards.<br><br>Street bins in Crabtree being set alight.<br>To work in partnership with Peoples Choice TRA via targeted awareness raising/information provision on fly tipping, see it report it etc Meeting held with Peoples | Owner has been served notice by property Plus (NCC). Once the lease is back with NCC, the intention is to demolish the building.<br><br>Ongoing | Fire service Police NOM<br><br>Fire Service NM, NOM, Peoples Choice TRA. |



|   |                                      |   |   |  |
|---|--------------------------------------|---|---|--|
|   |                                      | <p>choice – to target mail outs approach outreach taking place 12th May</p> <p>.</p> <p>Improve promotion &amp; enforcement of FPNs. Plain clothes operations to be put in place.</p> <p>Recruit Fire safety Champion for Crabtree to support awareness raising to reduce fires at a community level. Potential volunteer has been identified.</p>  | <p>Reduce incidents of fly tipping, deliberate fires, dog fouling</p>   | <p>Community protection</p>  |
| <p><b>Neighbourhoods</b></p> <p>Page 65</p> | <p>Reduce litter and dog fouling</p> | <p>This is ongoing - Continue to keep Lawton, Caldron Green and Bulwell Hall as priority routes for Poover.</p> <p>Reduce litter around Crabtree school area. Joint work with Peoples choice and litter picks planned for May.</p> <p>Ongoing - Deliver school education sessions linking enviro crime, police and fire to every primary school in Bulwell ward. To include use of community outreach to support fire awareness raising such as Fire safety in the Home</p> | <p>Additional cleansing and Increased reporting has contributed towards a cleaner locality and Encouraged residents to report to the see it report it scheme.</p> <p>School visits programmed new term to remind of the dangers of deliberate fire setting.</p> | <p>NOM<br/>CPO<br/>NM<br/>Peoples Choice</p> <p>Fire Service Schools</p> |



|                                     |  |   |   |   |
|-------------------------------------|--|---|---|---|
|                                     | <p>Small Steps Big Changes<br/>A 10 year Big Lottery funded programme to improve the lives of children 0 -3</p>  | <p>Small Steps Big Changes –0-3 year olds early intervention and school readiness.</p> <p>Planning delivery to meet outcomes and implementation that includes involving parents, employing mentors and the provision of a range of activities</p>   | <p>2014 Catherine Browning in post – Health Visiting Children’s Centre</p> <p>Implement a range of evidence and science based programmes to improve<br/>Communication &amp; language<br/>Nutrition<br/>Social &amp; Emotional Development</p>   | <p>City Care,FCTL,Sc hools, Health</p>  |
| <p><b>Health</b></p> <p>Page 67</p> | <p>Healthy Eating<br/>Early intervention in schools to tackle obesity &amp; heart Disease – health nutrition /fitness</p> <p>To raise awareness of nutritional information available with a focus on schools.<br/>Whole school approach e.g. growing food, healthier</p> | <p>The healthy eating programme will be promoted through the NCC youth and play sessions.</p> <p>Physical activity will be offered as part of every youth and play NCC session.<br/>Cook &amp; Eat courses on offer targeting hotspots.</p> <p>To encourage links to Food For Life Partnership.<br/>New measures &amp; monitoring to be put into place. Work has been de-commissioned and put out to tender to cover 40 schools over 2 years. Kate Shaw has been engaged.<br/>Schools being targeted include Bulwell St Mary’s Primary, Rufford Primary, Snapewood Primary, Bulwell Academy</p> | <p>Fruit is on offer at all sessions good take up of the offer. World food sessions have been introduced to interest Y/P in food and diet.</p> <p>All sessions have young people led active elements. Regular basketball, dodge ball, football_and circuit training on offer.</p> <p>One to one tailored support in schools plus series of hands on Workshops</p> | <p>F&amp;CS</p> <p>Change to food for life partnership</p> <p>F&amp;CS</p> <p>HVT/FCT</p> |

|  |   |  |   |                               |
|--|---|--|---|-------------------------------|
|  | <p>school meals &amp; healthy eating</p> <p>Breast Feeding initiative delivered to level 3.</p> | <p>Baby &amp; Me meeting in Riverside to coincide with Child Health Clinic and will include pregnant women. Promote group and initiative via HV and FCT Reviewing initiative and promotion. Increase in the uptake of breast-feeding locally. Healthy bottle-feeding is also supported.</p> <p>Increase in numbers of mothers who sustain breastfeeding beyond 6 weeks.</p> <p>The work will be accredited in order to achieve a quality mark. At stage 3 baby friendly.</p> | <p>Currently at 10 mums per week. Being formula friendly and providing Information on making up bottles properly. Info on vitamins and weaning babies.</p> <p>Reducing gastronomic issues. Formed a community group that provides peer support.</p> | <p>F&amp;CS<br/>FCT, CASH</p> |
|  | <p>Mental Health &amp; Wellbeing</p>  | <p>Information on healthy relationships will continue to be promoted through the exchange programme with French young people.</p>  | <p>Going to Macedonia in September Sustainability for the exchanges to be explored via mainstream funding.</p>  | <p>CASH<br/>F&amp;CS</p>      |
|  | <p>Healthy Relationships &amp; Young People</p>   | <p>Increase uptake of these sessions by young people in the area. By promotion within groups, organisations and school.</p>  | <p>Increase in demand and access for young people seeking an intervention at an early stage.</p> <p>Bulwell Academy raising awareness on sexual</p>   |                               |

|                |  |  |  |  |
|----------------|--|--|--|--|
|                |  |  | health & other impacts on mental health for focus on child exploitation  |  |
| Page 69        | <p>Additional support needs for patients from Highbury Hospital being discharged into the wider community</p> <p>Identifying 3 main health concerns in the Bulwell ward.</p> <ul style="list-style-type: none"> <li>• Cancer (Lung)</li> <li>• Heart Disease</li> <li>• Obesity</li> </ul> | <p>How are individuals supported to integrate into the community when discharged e.g. do they receive care packages /re-housed according to need etc</p> <p>Public Health working NHS, NICE &amp; PHE on national campaigns to highlight health risk to the public.</p> <p>Commissioning local health services in the city; New Leaf, Heart Nurses, YMCA, Nott's County FC, City leisure centres, wellbeing &amp; Health Checks</p> <p>Support events in the ward through contacting professionals, colleagues and services to promote &amp; attend if applicable.</p> | <p>Public health to provide direction</p> <p>To provide expert information and support on a range of health issues &amp; trends in the ward. To promote national campaigns and local services. Directory of local health services contact details &amp; ward profiles available.</p> | <p>Public Health, NCH</p> <p>Public Health</p> |
| <b>Working</b> | <p>Mapping and promoting local education and employment opportunities with a focus on youth unemployment</p>   | <p>An employment and advice fair to be run in partnership with NCC and Job centre Plus in March 27<sup>th</sup> 2015</p> <p>Promotion of the job centre – inclusive of the use of job search with access to 6 computers irrespective of the benefits received.</p> <p>Pending social justice agenda – Sue working with Chris Grocock – additional support community bases city council to procure it- skills agenda Learning to work 2015 –TBC</p> <p>Create more links with employers.</p>  | <p>Increase employment &amp; training opportunities.</p> <p>Ongoing</p>  | <p>Job centre Plus</p>                         |



# Community Engagement

## Ward Walks

| Date/ Time                 | Area/ Estate    | Meeting Point               |
|----------------------------|-----------------|-----------------------------|
| March 2 <sup>ND</sup> 2015 | Central Bulwell | Greggs Bulwell town centre. |

## Community Meetings

| Group  | Date                        | Venue                      |
|--|-----------------------------|----------------------------|
| Snapewood Community Centre                                 | March 6 <sup>TH</sup> 2015  | Snapewood community Centre |
| Cresta TRA   | March 4 <sup>th</sup> 2015  | Lathkill residential home  |
| ASB and residents meeting                                  | March 10 <sup>th</sup> 2015 | Riverside                  |
| Bulwell Partnership meeting                                | March 13 <sup>th</sup> 2015 | Riverside                  |
| Bulwell Arts Festival Meeting                              | March 11 <sup>th</sup> 2015 | Bulwell Academy            |
| Bulwell Hall TRA   | March 18 <sup>th</sup> 2015 | Healthy Living Centre      |
| Potential TRA Merchant street area Meeting                 | March 18 <sup>th</sup>      | Riverside                  |
| Crabtree TRA   | March 24 <sup>th</sup> 2015 | Crabtree Community Centre  |
| Snapewood Community Centre                                 | April 1 <sup>st</sup> 2015  | Snapewood community Centre |
| Arts Festival Meeting                                      | April 22 <sup>nd</sup> 2015 | Toy Library                |
| Healthy Living centre                                      | April 22 <sup>nd</sup> 2015 | Healthy living centre      |
| Snapewood community Centre                                 | May 6 <sup>th</sup> 2015    | Snapewood Community Centre |
| Cresta TRA   | May 6 <sup>th</sup> 2015    | Lathkill residential home  |
| Healthy Living centre                                      | May 13 <sup>th</sup> 2015   | Healthy living centre      |
| Include Excluded Young People)<br>Fire Safety & prevention | May 6 <sup>th</sup> 2015    | Include (Bulwell)          |

## Events

| Event                          | Lead Partners  | Date/ Time                            | Venue       |
|--------------------------------|--|---------------------------------------|-------------|
| Well Womens Event – health     | Neighbourhood Management, Community cohesion team, libraries & Bestwood Partnership. | February 26 <sup>th</sup> 10pm to 3pm | Riverside   |
| Albert Hall Areas School Event | Schools  | March 31 <sup>st</sup> 2015 7pm       | Albert Hall |

## Future Events and Activities Planned

| Event                 | Lead Partners  | Date/ Time  | Venue                         |
|-----------------------|--|---|-------------------------------|
| Days of Action        | Neighbourhood Management, Schools, Nottingham City Homes, Police, Community Protection, Drugs & Crime Partnership.   | Summer to March 2016  | Various venues to be planned. |
| Bulwell Arts Festival | Local Volunteers Co-ordinating Group , Toy library Bulwell Academy, Bestwood Partnership, Neighbourhood Management . | Launched July 4 <sup>th</sup> to Sunday July 12 <sup>th</sup> . | Various venues                |

# Finance

## Ward Councillor Budgets

Total Amount allocated this period £21,900

Budget Remaining Unallocated (Inc of 2015/16 allocation) £22,462



## Area Capital Fund

Total Amount allocated this period £64,848 (subject to approval at the area committee meeting)

Budget Remaining Unallocated (Inc of 2015/16 allocation) £148,669

## Others – Section 106, NCH Environmentals, Other Funding

Total Amount allocated this period is £95,231 as no schemes being put forward.

Budget Remaining Unallocated (Inc of 2015/16 allocation) £197,653

## Bulwell Forest - Ward Priorities

Page  
73

| Theme        | Priorities                                   | Key Actions  | Outcome  | Lead      |
|--------------|--|--|--|-----------|
| <b>Safer</b> | Garage and shed burglaries (Police priority) | The possibility of providing alarms for sheds to be investigated | Alarms have been provided to the police from Nottingham City Council   | Police/NM |
|              |  | Increased patrols within the area                                | Patrols have increased and security advice has been given where needed – there has been a reduction in the number of garage and shed burglaries. | Police/CP |
|              |  | Security advice to be given where needed.                        |  | Police    |
|              | Burglaries (Bulwell                          | Hi Visibility patrols  |  | Police/CP |

|  |  |   |  |   |
|--|--|---|--|---|
|  | Forest South LAG priority)                         | <p>Information to be circulated on neighbourhood alert</p> <p>Residents to make everyone aware of the issue and remind them to keep their doors and windows locked</p> <p>The possibility of using free newspapers to promote the need for keeping properties secure to be investigated</p> <p>Police inspector to be asked if she can use her column in the Bulwell Dispatch to highlight the issue.</p> |  | <p>Residents</p> <p>Police/CP</p> <p>Police</p> |
|  | Nuisance Bikes (Bulwell Forest North LAG Priority) | <p>Residents will phone 101 with any sightings of the nuisance bikes where possible giving descriptions of the bikes or any helmets (if worn) or hair colouring etc.</p> <p>A neighbourhood alert to be issued CCTV will be checked if it is known that the bikes have been near to CCTV cameras</p> <p>Information could be circulated on the My Bulwell facebook page</p>                               |  | <p>Residents</p> <p>Police</p> <p>NM</p>        |

|   |                                     |  |   |  |
|---|-------------------------------------|--|---|--|
|   |                                     | <p>Staff at Southglade to be asked to report incidents involving nuisance bikes to the police.</p> <p>The possibility of circulating information to parents at Top Valley Academy and talking to young people at the school will be investigated.</p>                                  |   | <p>NM</p> <p>Police</p>                              |
| <p><b>Neighbourhoods</b></p> <p>Page 75</p> | <p>Increased tenant involvement</p> | <p>NCH Tenant Involvement Team to lead on arranging an event by January for Austin St and Deptford Crescent eg re Sport England activities, Older Persons Day on October 1<sup>st</sup>, block champions</p> <p>NCH to be invited to drop by sessions to be held in relevant areas</p> | <p>A new tenant involvement officer has recently been appointed and attended the Top Valley Tenants and Residents Association meeting. This officer has attended two consultation events taking place around the Austin St flats and Deptford Crescent estate regarding tree works to discuss the possibility of setting up a residents group in the area and helped TVTRA with a stall at Tesco's. Consultation will take place on Deptford estate regarding any proposals to improve eg drying areas.</p> <p>NCH are invited to sessions run in relevant areas but are not always able to attend.</p> | <p>NCH</p> <p>NM</p> <p>NM</p> <p>NCH</p> <p>All</p> |

Management of vacant sites and new developments

Information to be provided to members of the public on any proposed new developments

Community Protection will regularly visit vacant sites and take action where needed eg on flytipping

Agencies to report to the Fire service any concerns regarding insecure buildings or other fire risks.

A drop in session was held for residents in September regarding the proposals for a new school on the Henry Mellish site and a report was presented at Area Committee in December. Work has started on site on the housing development at the rear of Rise Park shops. A drop in session took place in January regarding the proposed rebuilding of Top Valley Academy. A contract has been set up between the owners of the car park at the rear of Rise Park shops and NCC to do a weekly litter pick of the site. Work is underway on the second phase of the food court on Gala Way. Various teams have been contacted in relation to maintenance of the Knights Close shops area. Work has started to develop the Piccadilly derelict site. Contact has been made with the firm managing the sale of the Harvest Close site.

NM

|  |   |  |   |  |
|--|---|--|---|--|
|  | <p>Impact of changes in the benefits system.</p> <p>Dog Fouling</p> | <p>To be checked when the impact of changes in the benefits system will take place locally.</p> <p>A day of action will take place in the ward involving Community Protection, City Services and Neighbourhood Management, particularly in the Old Highbury Vale Area.</p> <p>The possibility of carrying out a leaflet drop in the ward will be investigated.</p> | <p>A meeting to discuss the impact of benefit changes took place in November – there are currently no significant changes taking place locally.. A networking event for staff took place in January giving information on the services available to people on a low income and was well attended. NCH will be running some consultation sessions informing people about the changes in the benefits system.</p> <p>Day of action took place in March involving Community Protection, City services and Neighbourhood Management which included a leaflet drop to houses, talking to dog walkers and cleaning the streets.</p> | <p>NM, CP, City Services</p> <p>NM</p> |
|--|---|--|---|--|

|                                     |  |   |  |                     |
|-------------------------------------|--|---|--|---------------------|
| <p><b>Families</b></p>              | <p>Domestic Abuse (North Locality Priority)</p> <p>Improving school attendance</p>   | <p>Posters etc to be distributed to public buildings for use in toilets and on plasma screens</p> <p>Awareness training to be set up for staff when appropriate.</p>  | <p>Information included on all community stalls.</p> <p>Students referred to the school absence reporting number when appropriate. Information circulated to Bulwell Forest South Lag regarding the school absence reporting number.</p>   | <p>NM</p> <p>NM</p> |
| <p><b>Health</b></p> <p>Page 78</p> | <p>Promotion of Energy Advice to vulnerable residents eg in private rented accommodation</p> <p>Provision of support to carers</p> | <p>Useful information to be circulated to an area where there is a high proportion of private landlords</p> <p>Liaison with the Carers Federation and other appropriate services to consider what action would be beneficial to the higher than average number of carers within</p> | <p>Energy in the home attended Fun on the Forest and Older Persons Event.</p> <p>Leaflet drop to 2250 properties took place at end of January giving useful contact numbers.</p> <p>Known landlords have been contacted with information about loft insulation etc.</p> <p>Carers Federation attended the October Neighbourhood Action Team Meeting and the Older Persons Event to provide information about how</p> | <p>NM</p>           |

|                                      |   |  |  |                     |
|--------------------------------------|---|--|--|---------------------|
|                                      |   | <p>the ward</p> <p>Fire Service can provide support to young carers.</p>   | <p>to refer carers to their service. As a result information has been distributed to carers locally. Carers Information events will take place in July and September at Riverside and stalls for carers will be included at ParkLive.</p> <p>Bulwell Academy has a support group for young carers managed by a named member of staff</p>   |                     |
| <p><b>Working</b></p> <p>Page 79</p> | <p>Increase awareness about access to employment and training opportunities</p> | <p>An employment advice fair to be run in partnership with NCC and JobCentre Plus in 2015</p> <p>Economic Development Team to be invited to community events to promote the latest job opportunities.</p> <p>Information regarding apprenticeships and other opportunities to be sent through to</p> | <p>An employment advice fair for the whole of the north locality took place on March 27th 2015 at Bulwell Riverside.</p> <p>Information about relevant events and opportunities eg the work and apprenticeship fair for young people was sent to community groups and promoted on My Bulwell Facebook. The team will be attending Southglade ParkLive.</p> <p>Economic Development and Right Track attended the February Area Committee to</p> | <p>ED</p> <p>NM</p> |

|  |  |   |   |  |
|--|--|---|---|--|
|  |  | local community groups NCH to promote the opportunities available through the Tenant Academy and post information on local courses on the My Bulwell Facebook page. | outline the Area 1 Employment Plan. The Southglade work club was included in the week of action brochure 2014 and will be invited to be included in 2015. Information about the tenant academy has been posted on the My Bulwell Facebook page. Economic Development and Right Track will be attending Southglade ParkLive 2015 |  |
|--|--|---|---|--|

Key  
Page 80

|     |                           |    |                           |
|-----|---------------------------|----|---------------------------|
| CP  | Community Protection      | ED | Economic Development, NCC |
| F&C | Family and Community Team | NM | Neighbourhood Management  |
| NCH | Nottingham City Homes     | MC | Malt Cross                |
| SLC | Southglade Leisure Centre |    |                           |

# Community Engagement

## Ward Walks

| Area/ Estate      | Date    | Meeting Point                       |
|-------------------|---------|-------------------------------------|
| Top Valley        | 11/2/15 | Knights Close car park              |
| Broomhill Rd area | 2/3/15  | Junction of Broomhill and St Albans |



|  |  |        |
|--|--|--------|
|  |  | Roads. |
|--|--|--------|

## Community Meetings

| Group                                  | Date    | Venue                       |
|--|---------|-----------------------------|
| Bulwell Forest South Local Area Group  | 19/2/15 | St Albans Rd                |
| Fun on Bulwell Forest planning meeting | 4/3/15  | Bulwell Riverside           |
| Top Valley Community Association       | 9/3/15  | Top Valley Community Centre |
| Bulwell Forest North local Area Group  | 10/3/15 | Top Valley Academy          |
| Rise Park School Parents Evening       | 11/3/15 | Rise Park Primary School    |
| Rise Park Action Group                 | 9/4/15  | Rise Park Community Centre  |
| Top Valley Community Association       | 13/4/15 | Top Valley Community Centre |
| Fun on Bulwell Forest planning meeting | 15/4/15 | Bulwell Riverside           |
| Bulwell Forest South Local Area Group  | 16/4/15 | St Albans Rd                |

## Events Delivered

| Event                               | Lead Partners  | Date/ Time | Venue                            |
|-------------------------------------|--|------------|----------------------------------|
| Heathfield School Golden Bolt event | Heathfield School, NCC Major Programmes Team, site developers          | 12/3/15    | Former Henry Mellish School site |
| Tree Planting                       | Tree services, Park Rangers, Neighbourhood Management, Cantrell school | 31/3/15    | St Albans Rd flats               |

## Future Events and Activities Planned

| Event                         | Lead Partners                                    | Date/ Time                        | Venue                            |
|-------------------------------|--|-----------------------------------|----------------------------------|
| Southglade ParkLive           | NCC, SSAFA                                       | July 30 <sup>th</sup> 12 – 4pm    | Southglade Park                  |
| Fun on Bulwell Forest         | Fun on Bulwell Forest Committee                  | Sept 12 <sup>th</sup> 12 – 4.30pm | Bulwell Forest Recreation Ground |
| Bulwell Forest Week of Action | Neighbourhood Management with all local partners | Sept 12 <sup>th</sup> – 18th      | Various                          |
| Carers Roadshow               | Carers Partnership                               | Sept 15 <sup>th</sup>             | Bulwell Riverside                |

## Finance

### Ward Councillor Budgets

Total Amount allocated this period £6122

Budget Remaining Unallocated (inc of 2014-15 allocation) £15,077

### Area Capital Fund

Total Amount allocated this period (subject to approval at the Area Committee meeting)  
£43,668

Budget Remaining Unallocated £35,108

### Others – Section 106, NCH Environmentals, Other Funding

NCH Environmentals allocated this period (subject to approval at Area Committee Meeting)  
£19,323.66

Budget Remaining Unallocated £25,179.34

# SUMMARY PERFORMANCE REPORT

## AREA 1 : Quarter 4

### Bulwell and Bulwell Forest

| Area Total              | Category          | Qtr 1   |         |            |          | Qtr 2   |         |            |          | Qtr 3   |         |            |          | Qtr 4   |         |            |          | Year Total |         |            |          |
|-------------------------|-------------------|---------|---------|------------|----------|---------|---------|------------|----------|---------|---------|------------|----------|---------|---------|------------|----------|------------|---------|------------|----------|
|                         |                   | 2013-14 | 2014-15 | Volume +/- | % Change | 2013-14 | 2014-15 | Volume +/- | % Change | 2013-14 | 2014-15 | Volume +/- | % Change | 2013-14 | 2014-15 | Volume +/- | % Change | 2013-14    | 2014-15 | Volume +/- | % Change |
| Area Committee 1        | Criminal Damage   | 127     | 138     | 11         | 9%       | 157     | 165     | 8          | 5%       | 155     | 120     | -35        | -23%     | 130     | 118     | -12        | -9%      | 569        | 541     | -28        | -5%      |
|                         | Theft             | 207     | 190     | -17        | -8%      | 204     | 208     | 4          | 2%       | 190     | 238     | 48         | 25%      | 172     | 213     | 41         | 24%      | 773        | 849     | 76         | 10%      |
|                         | Violence          | 144     | 173     | 29         | 20%      | 178     | 189     | 11         | 6%       | 139     | 182     | 43         | 31%      | 149     | 143     | -6         | -4%      | 610        | 687     | 77         | 13%      |
|                         | Dwelling Burglary | 36      | 49      | 13         | 36%      | 48      | 69      | 21         | 44%      | 54      | 39      | -15        | -28%     | 65      | 51      | -14        | -22%     | 203        | 208     | 5          | 2%       |
|                         | All Crime         | 688     | 725     | 37         | 5%       | 782     | 813     | 31         | 4%       | 700     | 761     | 61         | 9%       | 674     | 704     | 30         | 4%       | 2844       | 3003    | 159        | 6%       |
|                         | ASB               | 381     | 520     | 139        | 36%      | 490     | 535     | 45         | 9%       | 357     | 377     | 20         | 6%       | 373     | 343     | -30        | -8%      | 1601       | 1775    | 174        | 11%      |
|                         | Deliberate Fires  | 22      | 39      | 17         | 77%      | 30      | 70      | 40         | 133%     | 20      | 16      | -4         | -20%     | 31      | 26      | -5         | -16%     | 103        | 151     | 48         | 47%      |
| Average Quarterly Score | Cleanliness Score | 84      | 87      | 3          | 4%       | 87      | 86      | 0          | 0%       | 88      | 85      | -3         | -3%      | 94      | 90      | -4         | -4%      | 88         | 87      | -1         | -1%      |
|                         | Graffiti          | 42      | 9       | -33        | -79%     | 26      | 8       | -18        | -69%     | 10      | 12      | 2          | 20%      | 21      | 7       | -14        | -67%     | 99         | 36      | -63        | -64%     |
|                         | Fly-Tipping       | 122     | 122     | 0          | 0%       | 139     | 145     | 6          | 4%       | 67      | 46      | -21        | -31%     | 69      | 72      | 3          | 4%       | 397        | 385     | -12        | -3%      |
|                         | Dog Fouling       | 39      | 37      | -2         | -5%      | 45      | 26      | -19        | -42%     | 50      | 43      | -7         | -14%     | 78      | 65      | -13        | -17%     | 212        | 171     | -41        | -19%     |
|                         | Unemployment      | 4556    | 3376    | -1180      | -26%     | 4067    | 2941    | -1126      | -28%     | 3654    | 2700    | -954       | -26%     | 3717    | 2671    | -1046      | -28%     | 15994      | 11688   | -4306      | -27%     |

| Ward                    | Category               | Qtr 1   |         |            |          | Qtr 2   |         |            |          | Qtr 3   |         |            |          | Qtr 4   |         |            |          | Year Total |         |            |          |
|-------------------------|------------------------|---------|---------|------------|----------|---------|---------|------------|----------|---------|---------|------------|----------|---------|---------|------------|----------|------------|---------|------------|----------|
|                         |                        | 2013-14 | 2014-15 | Volume +/- | % Change | 2013-14 | 2014-15 | Volume +/- | % Change | 2013-14 | 2014-15 | Volume +/- | % Change | 2013-14 | 2014-15 | Volume +/- | % Change | 2013-14    | 2014-15 | Volume +/- | % Change |
| Bulwell                 | Criminal Damage        | 86      | 85      | -1         | -1%      | 109     | 112     | 3          | 3%       | 104     | 79      | -25        | -24%     | 80      | 76      | -4         | -5%      | 379        | 352     | -27        | -7%      |
|                         | Theft                  | 120     | 122     | 2          | 2%       | 145     | 137     | -8         | -6%      | 124     | 173     | 49         | 40%      | 115     | 167     | 52         | 45%      | 504        | 599     | 95         | 19%      |
|                         | Violence               | 92      | 117     | 25         | 27%      | 116     | 126     | 10         | 9%       | 88      | 128     | 40         | 45%      | 97      | 86      | -11        | -11%     | 393        | 457     | 64         | 16%      |
|                         | Dwelling Burglary      | 21      | 29      | 8          | 38%      | 33      | 36      | 3          | 9%       | 28      | 16      | -12        | -43%     | 35      | 31      | -4         | -11%     | 117        | 112     | -5         | -4%      |
|                         | All Crime              | 433     | 460     | 27         | 6%       | 539     | 530     | -9         | -2%      | 458     | 512     | 54         | 12%      | 430     | 454     | 24         | 6%       | 1860       | 1956    | 96         | 5%       |
|                         | ASB                    | 255     | 375     | 120        | 47%      | 333     | 358     | 25         | 8%       | 236     | 242     | 6          | 3%       | 265     | 221     | -44        | -17%     | 1089       | 1196    | 107        | 10%      |
|                         | Deliberate Fires       | 18      | 24      | 6          | 33%      | 24      | 35      | 11         | 46%      | 15      | 7       | -8         | -53%     | 25      | 21      | -4         | -16%     | 82         | 87      | 5          | 6%       |
| Average Quarterly Score | Cleanliness Score      | 84      | 85      | 1          | 1%       | 86      | 86      | -1         | -1%      | 87      | 85      | -2         | -3%      | 94      | 89      | -5         | -5%      | 88         | 86      | -2         | -2%      |
|                         | Graffiti (reactive)    | 8       | 4       | -4         | -50%     | 13      | 6       | -7         | -54%     | 1       | 7       | 6          | 600%     | 13      | 3       | -10        | -77%     | 35         | 20      | -15        | -43%     |
|                         | Fly-Tipping (reactive) | 93      | 90      | -3         | -3%      | 99      | 105     | 6          | 6%       | 41      | 29      | -12        | -29%     | 49      | 56      | 7          | 14%      | 282        | 280     | -2         | -1%      |
|                         | Dog Fouling (reactive) | 15      | 21      | 6          | 40%      | 25      | 12      | -13        | -52%     | 30      | 21      | -9         | -30%     | 45      | 48      | 3          | 7%       | 115        | 102     | -13        | -11%     |
|                         | Unemployment           | 3246    | 2352    | -894       | -28%     | 2856    | 2027    | -829       | -29%     | 2588    | 1877    | -711       | -27%     | 2609    | 1871    | -738       | -28%     | 11299      | 8127    | -3172      | -28%     |

| Ward                    | Category          | Qtr 1   |         |            |          | Qtr 2   |         |            |          | Qtr 3   |         |            |          | Qtr 4   |         |            |          | Year Total |         |            |          |
|-------------------------|-------------------|---------|---------|------------|----------|---------|---------|------------|----------|---------|---------|------------|----------|---------|---------|------------|----------|------------|---------|------------|----------|
|                         |                   | 2013-14 | 2014-15 | Volume +/- | % Change | 2013-14 | 2014-15 | Volume +/- | % Change | 2013-14 | 2014-15 | Volume +/- | % Change | 2013-14 | 2014-15 | Volume +/- | % Change | 2013-14    | 2014-15 | Volume +/- | % Change |
| Bulwell Forest          | Criminal Damage   | 41      | 53      | 12         | 29%      | 48      | 53      | 5          | 10%      | 51      | 41      | -10        | -20%     | 50      | 42      | -8         | -16%     | 190        | 189     | -1         | -1%      |
|                         | Theft             | 87      | 68      | -19        | -22%     | 59      | 71      | 12         | 20%      | 66      | 65      | -1         | -2%      | 57      | 46      | -11        | -19%     | 269        | 250     | -19        | -7%      |
|                         | Violence          | 52      | 56      | 4          | 8%       | 62      | 63      | 1          | 2%       | 51      | 54      | 3          | 6%       | 52      | 57      | 5          | 10%      | 217        | 230     | 13         | 6%       |
|                         | Dwelling Burglary | 15      | 20      | 5          | 33%      | 15      | 33      | 18         | 120%     | 26      | 23      | -3         | -12%     | 30      | 20      | -10        | -33%     | 86         | 96      | 10         | 12%      |
|                         | All Crime         | 255     | 265     | 10         | 4%       | 243     | 283     | 40         | 16%      | 242     | 249     | 7          | 3%       | 244     | 250     | 6          | 2%       | 984        | 1047    | 63         | 6%       |
|                         | ASB               | 126     | 145     | 19         | 15%      | 157     | 177     | 20         | 13%      | 121     | 135     | 14         | 12%      | 108     | 122     | 14         | 13%      | 512        | 579     | 67         | 13%      |
|                         | Deliberate Fires  | 4       | 15      | 11         | 275%     | 6       | 35      | 29         | 483%     | 5       | 9       | 4          | 80%      | 6       | 5       | -1         | -17%     | 21         | 64      | 43         | 205%     |
| Average Quarterly Score | Cleanliness Score | 83      | 88      | 5          | 6%       | 87      | 87      | 0          | 0%       | 88      | 85      | -3         | -3%      | 94      | 91      | -3         | -4%      | 88         | 88      | 0          | 0%       |
|                         | Graffiti          | 34      | 5       | -29        | -85%     | 13      | 2       | -11        | -85%     | 9       | 5       | -4         | -44%     | 8       | 4       | -4         | -50%     | 64         | 16      | -48        | -75%     |
|                         | Fly-Tipping       | 29      | 32      | 3          | 10%      | 40      | 40      | 0          | 0%       | 26      | 17      | -9         | -35%     | 20      | 16      | -4         | -20%     | 115        | 105     | -10        | -9%      |
|                         | Dog Fouling       | 24      | 16      | -8         | -33%     | 20      | 14      | -6         | -30%     | 20      | 22      | 2          | 10%      | 33      | 17      | -16        | -48%     | 97         | 69      | -28        | -29%     |
|                         | Unemployment      | 1310    | 1024    | -286       | -22%     | 1211    | 914     | -297       | -25%     | 1066    | 823     | -243       | -23%     | 1108    | 800     | -308       | -28%     | 4695       | 3561    | -1134      | -24%     |